



Paternal involvement

Research report – Anglophone respondents

Presented to
March 11th, 2019



Regroupement
pour la Valorisation
de la Paternité

Table of contents

3

Context &
Objectives

5

Methodology

7

Executive
Summary

9

Results

56

Appendix



**CONTEXT &
OBJECTIVES**

Surveying fathers

- The Regroupement pour la Valorisation de la Paternité (RVP) has as its mission to “foster the role played by fathers and promote their importance to child development and well-being within families and society, from a perspective of parental equality”.
- In this context, the organisation wishes to determine the current “state of affairs” for paternity in Quebec, notably as it relates to overall perceptions of the experience, to the feelings and attitudes that it generates, to auto-evaluation of aptitudes, to needs in terms of support and information, and to relations with the other parent.
- Following a broader study among 2,001 Quebec fathers, this report focuses specifically on 400 English-speaking fathers.

METHODOLOGY



Methodology



Data gathering method

Web survey



Target

Male and parent population, legal guardian or custodian to at least one child



Eligibility criteria

**18 and over
Quebec residents
Answered the survey in English**



Sample size

400 respondents



Maximum statistical margin of error for a probabilistic sample of this size

+/- 4.9% (19 times out of 20)



Data gathering dates

December 20th 2018 to January 2nd 2019



Average completion time

Approximately 17 minutes

EXECUTIVE SUMMARY





Executive summary

- Generally speaking, fathers claim to be highly satisfied with their paternity experience. The experience provides them with more pride and satisfaction than pleasure, and they generally seem more result-oriented (watching their children succeed, learn things, and develop), than process-driven (loving, caring, engaging in activities).
- Though adapting to a fatherhood role is easy and quick for the majority, managing time and maintaining a relationship as a couple remain constant preoccupations.
- Fathers generally believe themselves to be competent. They claim greater understanding of a father's role and think their approach is distinct from a mother's, particularly when intervening in specific situations, in organising family life, choosing activities, and even disciplining children. Joint parenthood remains a core value, despite occasionally having to deal with criticism or a lack of esteem from their partner.
- Without speaking of isolation, men are clearly more discreet when networking or communicating in their role as fathers. They therefore have far less of a reflex to define themselves as such in public, and no great drive to actively seek the company of other fathers.
- That said, they do manifest an interest in additional information or networking / activities with other fathers, which, though not excessive, does leave the door open to some degree.



RESULTS



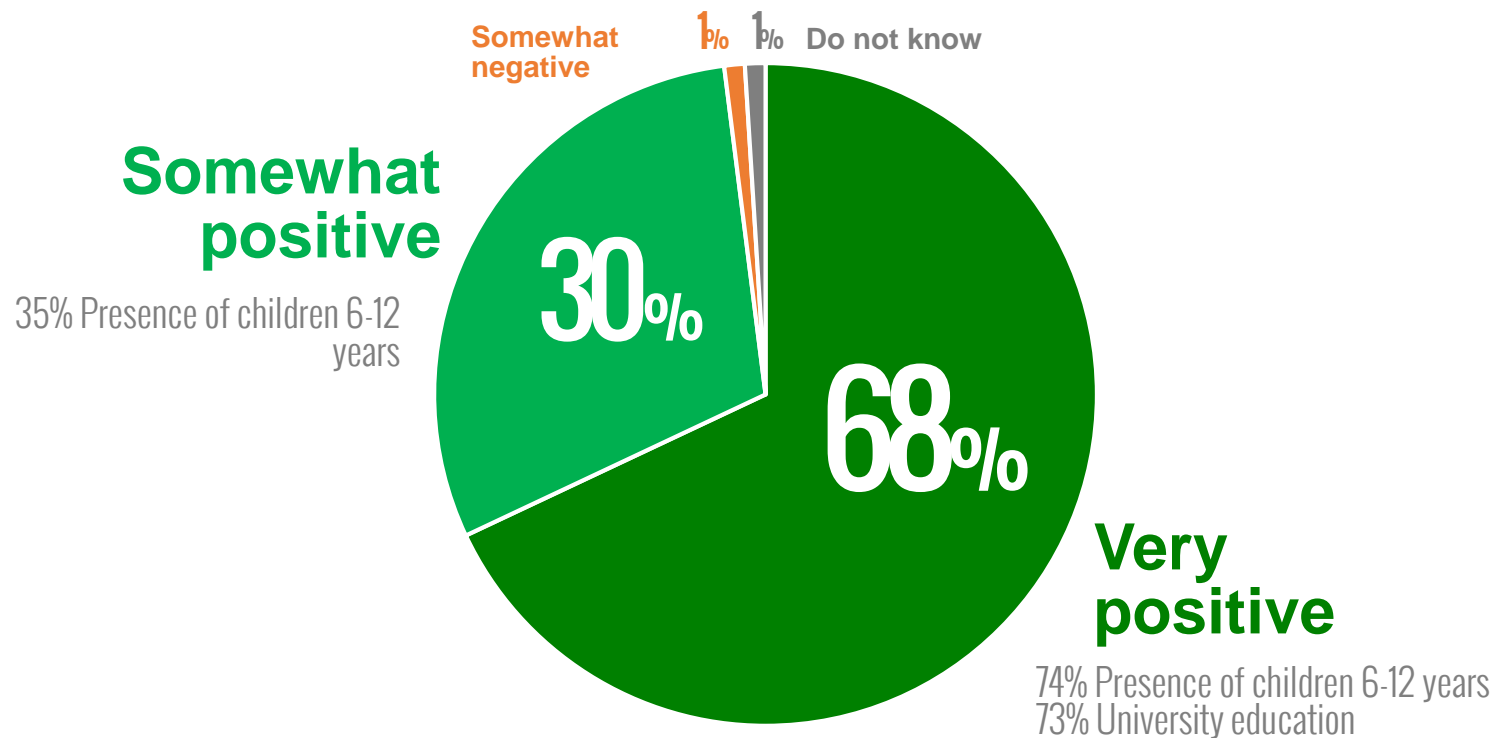
FATHERHOOD: THE OVERALL EXPERIENCE

Overwhelmingly positive

Q7. General appreciation of the paternity experience, Total, n=400



How do they perceive the overall paternity experience?

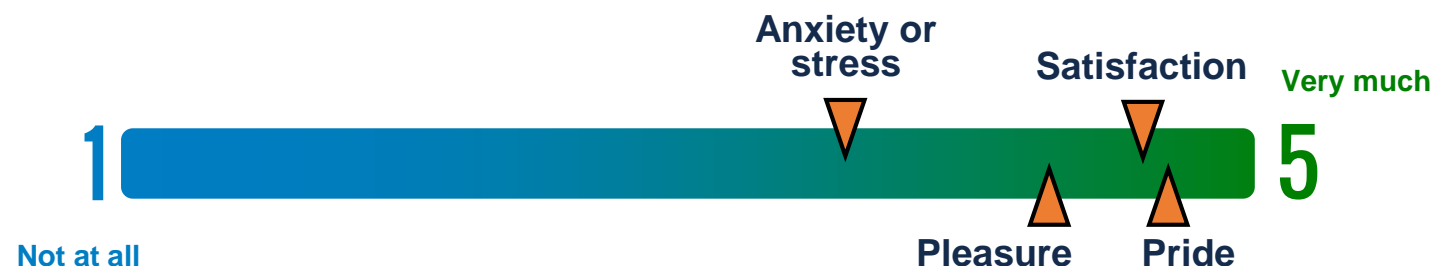


Generally speaking, surveyed fathers provide a more than positive outline of their experience, insofar as 98% claim that it has been either “very” (68%) or “somewhat” (30%) positive.

We should nevertheless point out the fact that fathers of 6-12 year old children are more likely to rate their experience as “very” positive (74%), while those with no children in that age range or those with children that are either younger or older than 6-12, are more likely to judge their experience as “somewhat” positive (30%).

Father and proud

Q8. Appreciation of specific aspects of the paternity experience, Total, n=400



A source of...	1	2	3	4	5	DNK / Refusal	Average
Pride	0%	2%	5%	26%	66%	1%	4.6
Satisfaction	0%	1%	9%	32%	57%	2%	4.5
Pleasure	0%	2%	9%	35%	52%	2%	4.4
Anxiety or stress	11%	14%	32%	27%	15%	2%	3.2

Among surveyed fathers, pride, satisfaction, and pleasure are almost equally valued as the most important feelings generated by the experience of fatherhood (4.6, 4.5, 4.4, respectively).

Stress and anxiety are significantly lower, though apparently somewhat more problematic among fathers of younger children (0-5 y.o.).

3,4 Presence of children 0-5 years

Q8. To what extent is the fact of being a father a source of...?

Please answer using a scale from 1 to 5, where 5 signifies "very much" and 1 signifies "not at all", with intermediate ratings on the scale for a more nuanced opinion.

A position of obvious importance

Q9. Appreciation of specific aspects of the paternity experience, Total, n=400



To what extent would you say that...?	1	2	3	4	5	DNK / Refusal	Average
...your role as a father occupies a SIGNIFICANT PLACE in your life	0%	0%	4%	28%	67%	1%	46
...you feel that you are a COMPETENT parent	0%	3%	16%	38%	41%	2%	42
...you generally feel that you receive RECOGNITION for your role as a parent	1%	4%	16%	38%	39%	1%	41

Fathers do not feel that they are competent or recognized to an extent that is equal to the importance of the role of fatherhood in their own lives.

Q9. And to what extent would you say that...?

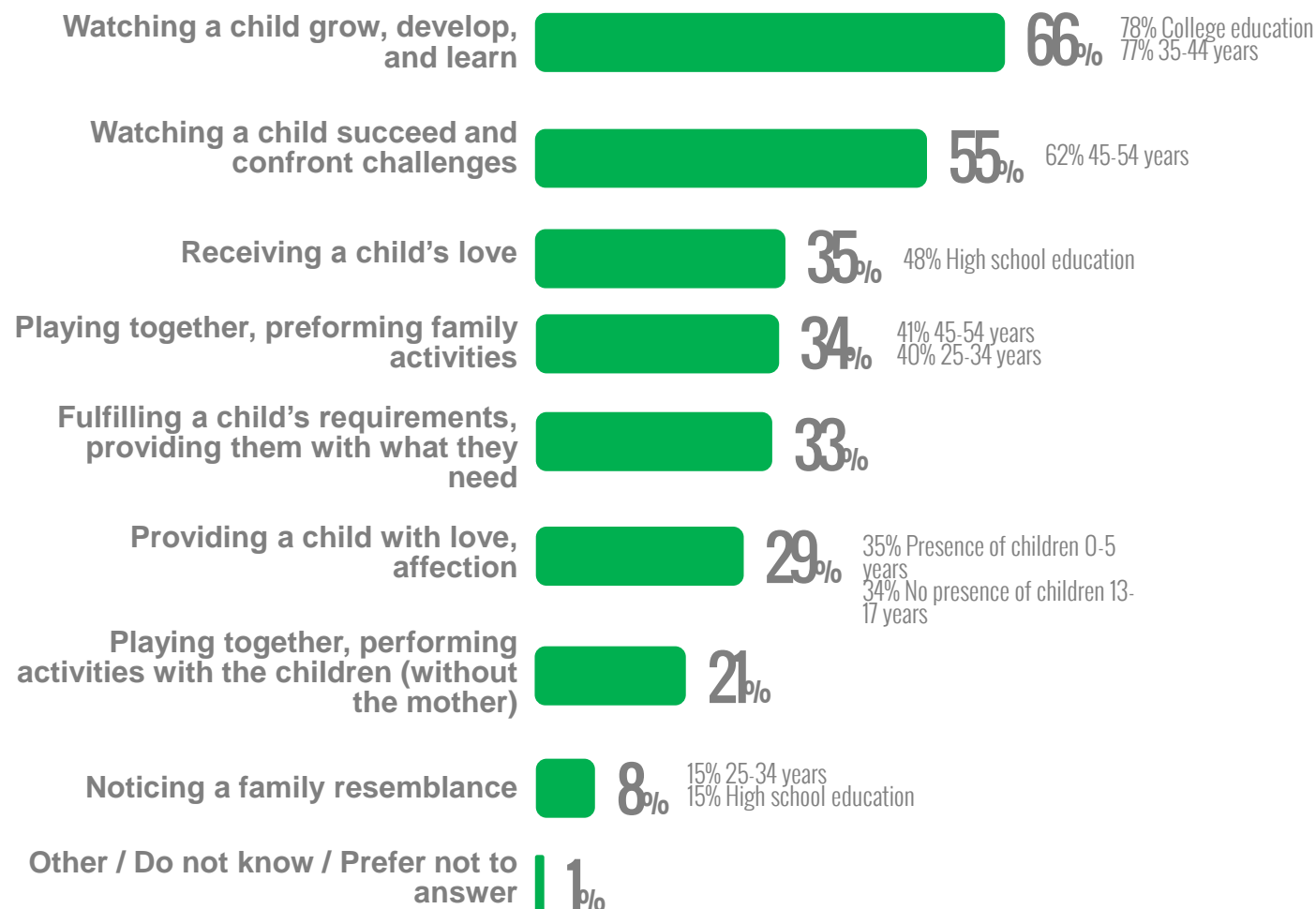
Please answer using a scale from 1 to 5, where 5 signifies "very much" and 1 signifies "not at all", with intermediate ratings on the scale for a more nuanced opinion.

Reasons to be cheerful

Q10. Situations that generate the greatest satisfaction among fathers, Total, n=400



Situations that generate satisfaction



Watching one's children grow, develop, and learn, as well as seeing one's children succeed and confront challenges are – by a wide margin – the two primary vectors for satisfaction relating to paternity.

Giving and receiving a child's love, playing together and performing family activities, and taking care of a child's needs all come in second, being the choice of approximately one third of all fathers.

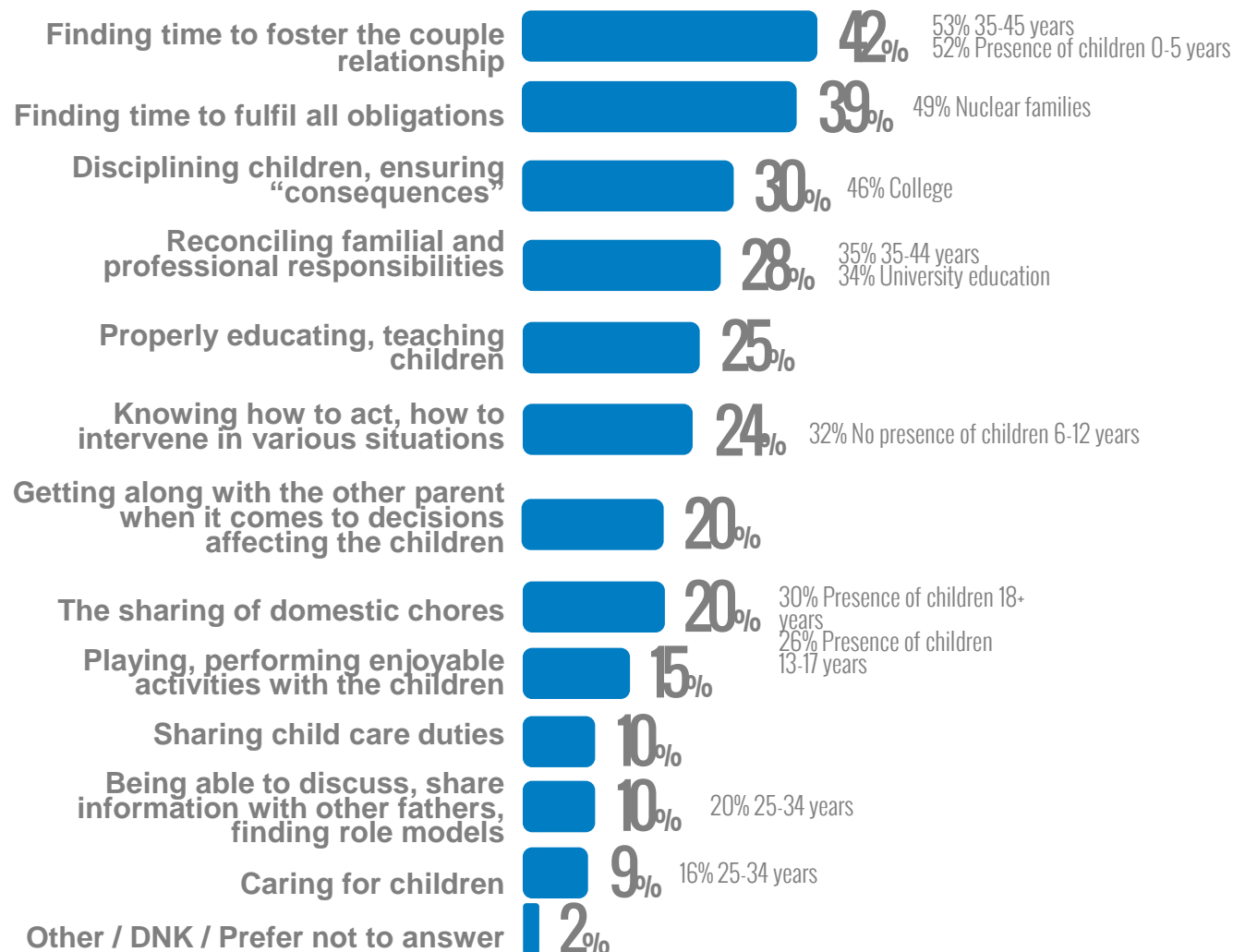
Playing and performing activities as the only parent present and noticing a family resemblance were only chosen by two fathers and one father out of 10, respectively.

Not all fun and games

Q11. Challenging daily situations for fathers, Total, n=400




Challenging daily situations



Time remains the most difficult daily issue for fathers in two ways: finding time to maintain a relationship as a couple and having enough time to fulfil all paternal obligations.

Disciplining children and reconciling family and workplace obligations are also amongst the greatest challenges faced by fathers, more so than remaining on good terms with the other parent, sharing chores, and engaging in enjoyable father-child activities.

BECOMING A FATHER

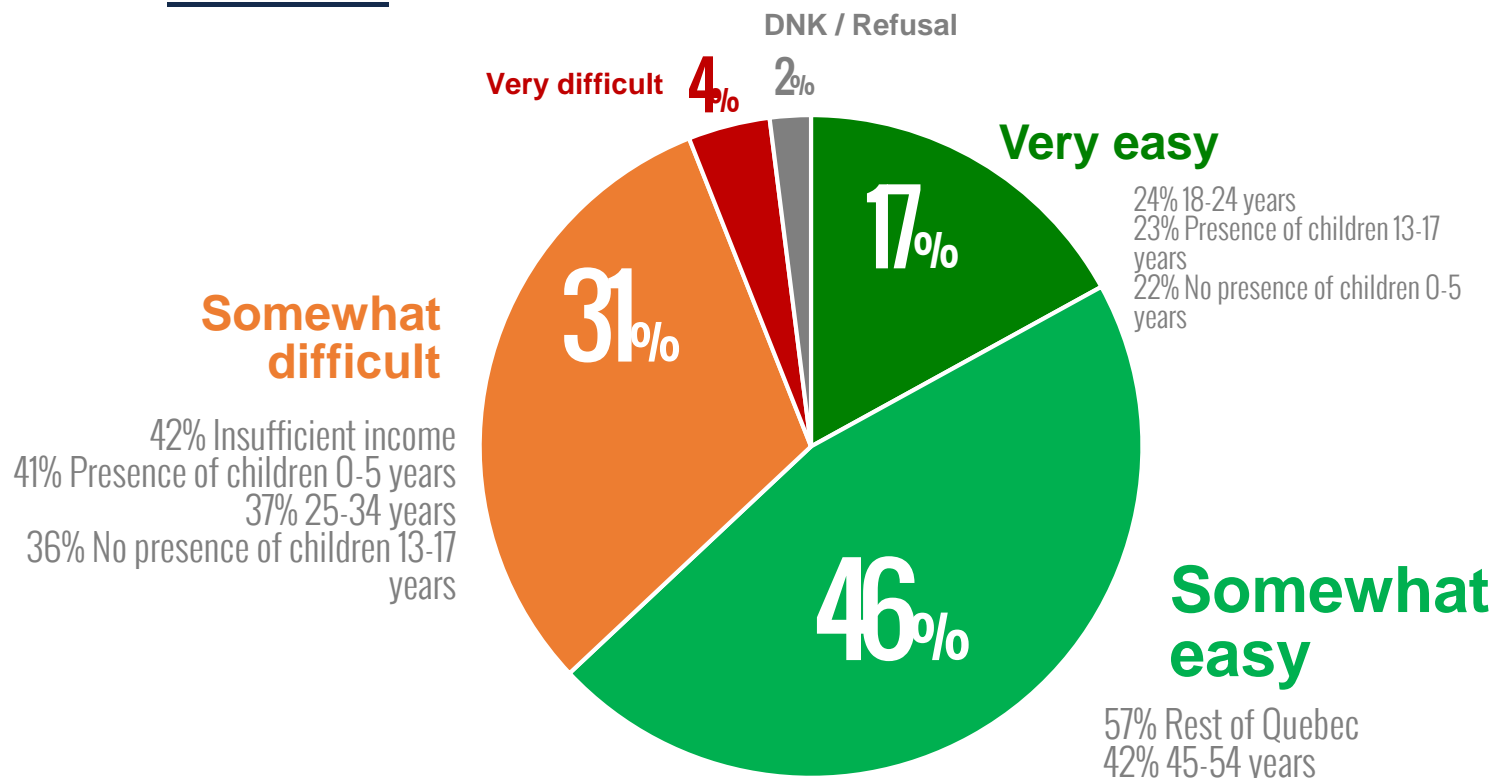


Easier in the earlier and later stages?

Q12. Perceived ease of adapting to paternity, Total, n=400



To what extent was it easy or difficult to adapt to fatherhood?



Though the fact of becoming a parent constitutes a clear source of satisfaction for fathers, adapting to that important role, though seen as mostly easy by the majority of respondents, nevertheless reveals a significant imbalance between those who say it is “very easy” (17%) and those who say it is “somewhat easy” (46%). In fact, nearly twice as many fathers claim to find it “somewhat difficult” compared to those who claim it is “very easy” (31% vs. 17%).

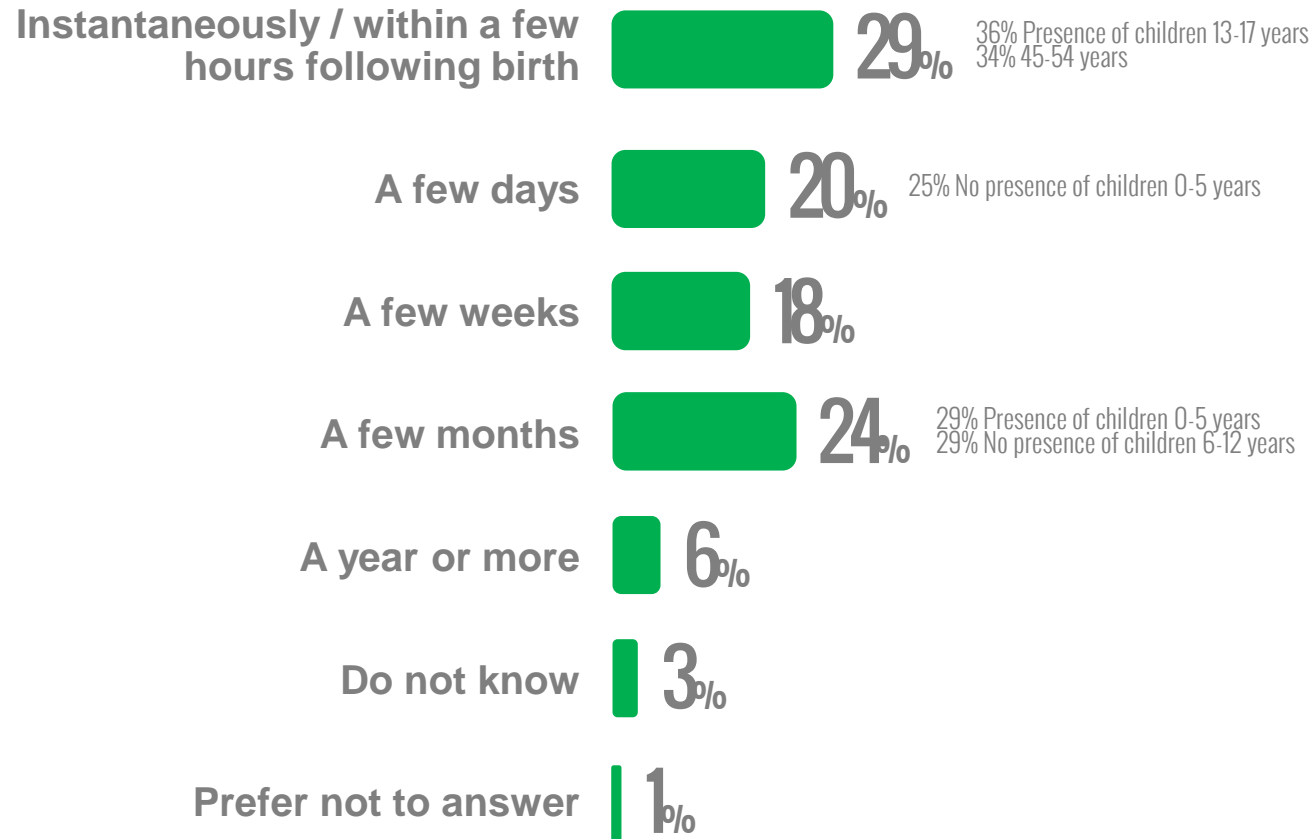
Younger fathers, despite their more contained satisfaction, tend to claim that the adjustment was very easy, but, on the other hand, those with the youngest children are more much likely to report the adaptation as being quite difficult. 25-34 year old fathers are also more likely to make that claim.

One does not simply adapt to it

Q13. Time scale required for adaptation to paternity, Total, n=400



Necessary adaptation time following birth



Though the arrival of a child can disrupt the daily lives of fathers, adaptation generally happened quite quickly for half of the fathers surveyed, as 49% claimed that it was either an “instantaneous” process, or a matter of “a few hours” or a “few days” following the birth of their child.

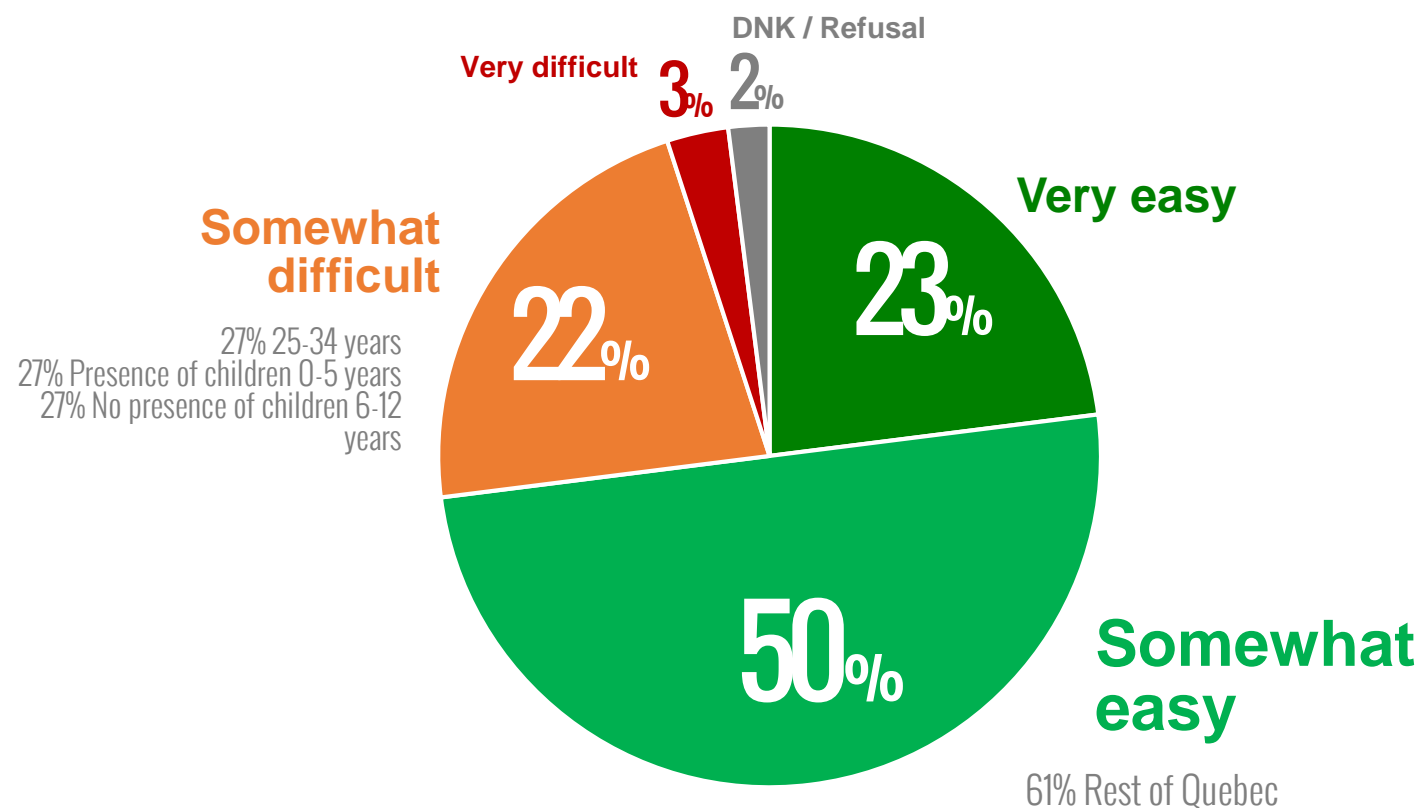
That said, no less than a third of fathers claimed to have been able to adapt to fatherhood only after a few months or longer.

Simply natural for most fathers

Q14. Perceived difficulty in learning the role of father, Total, n=400



How easy or difficult was it to learn your role as a father?



These results draw an almost perfect parallel with those presented on p.17, demonstrating a great correlation between the concepts of adapting to paternity and learning paternity.

The only slight but notable difference may be that younger fathers (those aged 25-34 years, or those with the youngest children) have definitely found it to be more difficult, if anything.

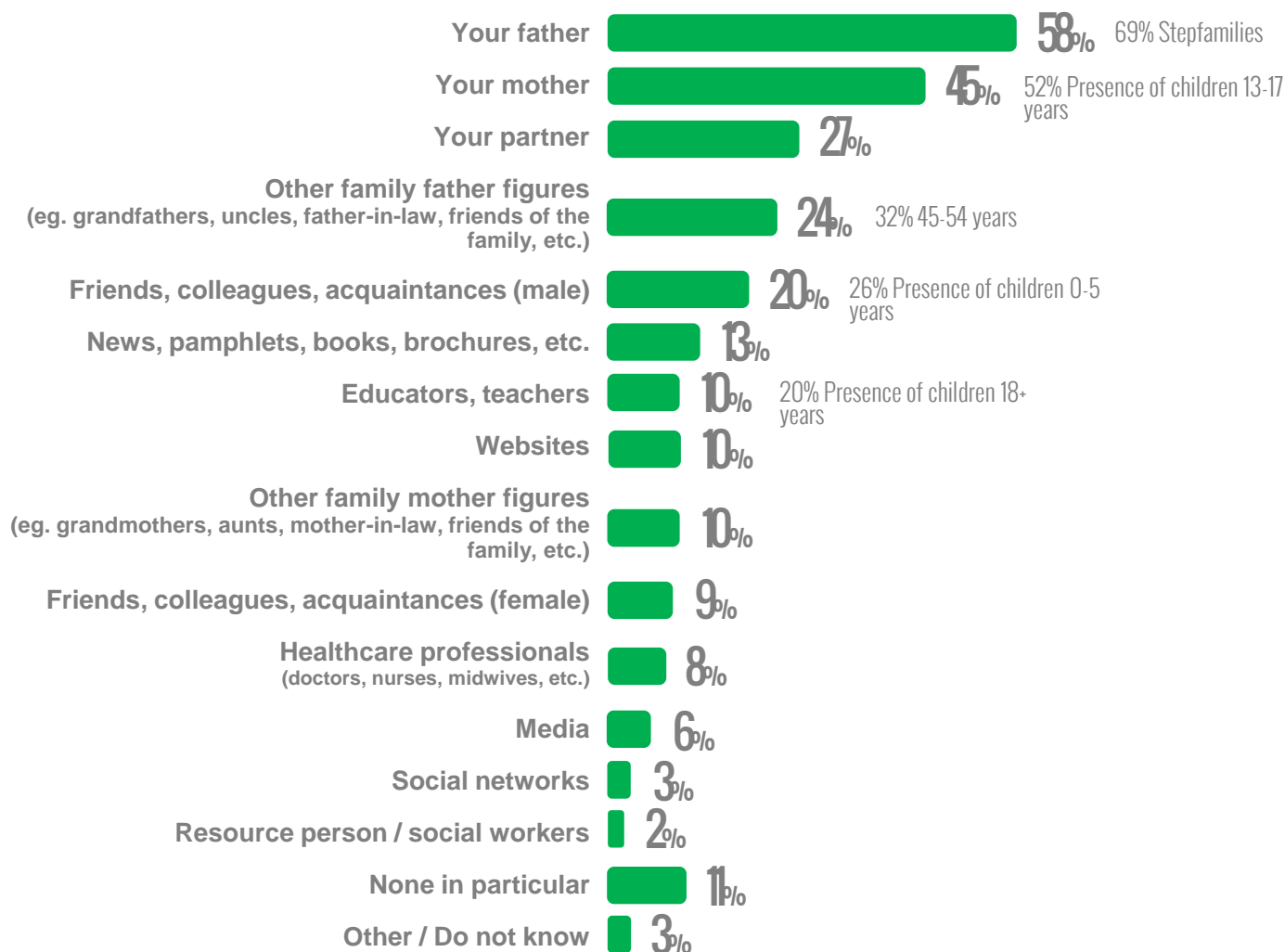
It also appears in both questions that fathers located outside of Montreal are more likely to claim that they found it “somewhat easy” in each case, though the smaller sample size of this particular demographic invites us to treat this difference with caution.

Even in 2019, classics don't die

Q15. Primary role models and sources of information, Total, n=400



Primary role models and sources of information



When it comes to a father's primary role models and sources of inspiration, it may be surprising to learn that more than one surveyed father out of 4 do not consider their own fathers to be their main paternity role model.

It is worth noting that mothers do represent role models for almost half of all fathers (45%).

Though so-called "traditional" or proximity role models remain highly present in the lives of fathers, we see that sources of information related to media (traditional, digital, and social), to community, and to all that distances itself from the relatively tight immediate social circle are not particularly present.

When I was your age...


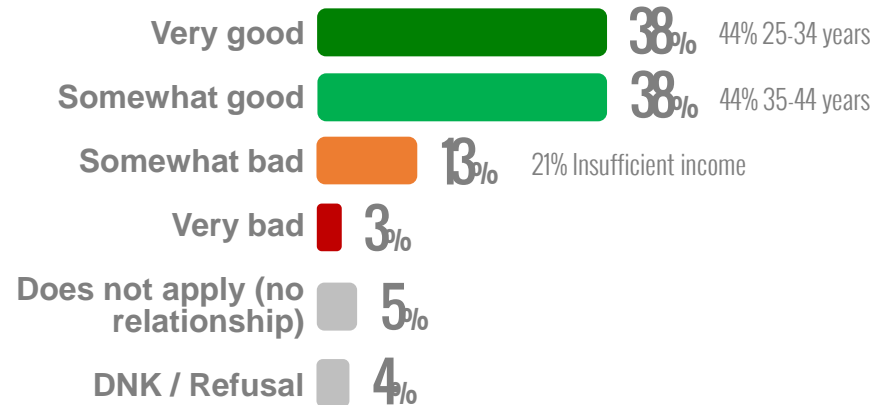
Q16. Perceived quality of the relationship with their own father, Total, n=400



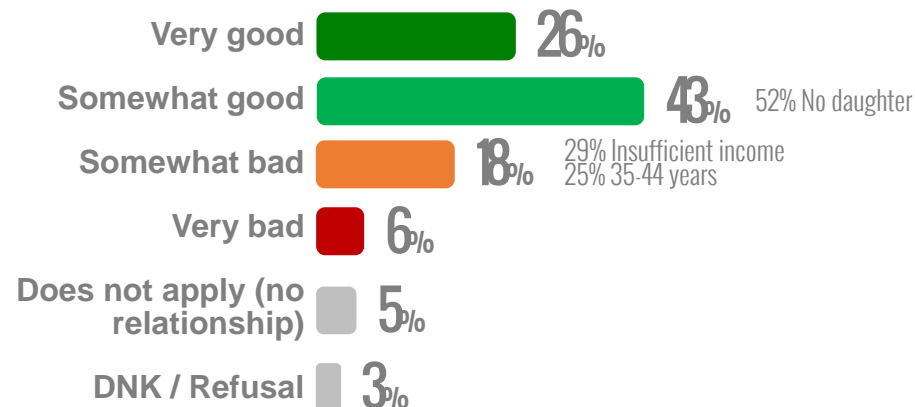
Did you have a good past relationship with your own father?



...when you were a child?
(under 12 years of age)



...when you were a teenager?
(12 to 17 years of age)



Three surveyed fathers out of four reported that their relationship with their own father was either “quite good” or “very good”.

As one might expect, there is a certain degree of deterioration in the father-child relationship when children hit their teenage years, though to a level that remains manageable in most cases, as more than a few respondents changed their responses from “very good” to “somewhat good”.

Fathers who currently feel as though their income is insufficient are also more likely to report a “somewhat bad” relationship with their own fathers in both cases.



PARENTAL SKILLS

Confidence is important

Q17. Level of agreement with various statements, Total, n=400

Level of agreement with various statements about PARENTAL SKILLS

Totally | Somewhat agree

I sincerely believe that I have all the skills required to be a good father

32%

52%

84%

89% No presence of children 0-5 years
89% Presence of children 13-17 years
89% University education

I am raising my children in a way that meets my personal demands

29%

54%

83%

I am totally comfortable in my role as a father

37%

46%

83%

90% 45-54 years
88% Presence of children 13-17 years
87% No presence of children 0-5 years

I would be a fine example for a new father who would like to learn how to be a good parent

35%

46%

81%

89% 45-54 years
89% Presence of children 18+ years
89% No presence of children 0-5 years

Issues associated with raising my children are easy to solve

17%

50%

67%

It's difficult for me to know if I'm doing the right thing with my children

12%

40%

52%

65% 25-34 years
63% No son



PARENTAL SKILLS

Fathers tend to feel quite confident in their parenting skills. In much the same way, they live up to their own expectations when it comes to the way that they raise their children, how comfortable they feel in their role, and the extent to which they themselves would serve as a good example to new fathers.

It is worth noting that this may not be an excessively positive self-assessment: in all cases, they are much more likely to claim that they “somewhat agree” with these statements than that they “totally agree”.

Young parents aged 25-34 appear to find it more difficult to know whether they are doing the right thing with their child(ren).

The first and last steps are the hardest

Q18. Perceived level of difficulty at various stages of fatherhood (child's age), Total, n=various



How they coped with each fatherhood step - relative to the child's age?



	Very easy	Somewh at easy	Somewhat difficult	Very difficult	DNK / Refusal
0 to 3 months (post-birth) n=400	22%	37%	29%	8%	3%
3 months to 1 year n=400	20%	47%	26%	4%	3%
1 to 2 years n=400	20%	52%	21%	2%	5%
3 to 5 years n=368	25%	51%	18%	3%	4%
6 to 12 years n=312	31%	48%	15%	2%	4%
13 to 17 years n=178	22%	40%	29%	6%	2%

These results demonstrate that challenges will be encountered at virtually every stage of a child's development, though most fathers consider them to be at least "somewhat easy".

What's more striking is that the most critical periods are at both ends of a child's age spectrum: the post-birth months and first year, and the teenage years.

Q18. For different people, the ease or difficulty of dealing with children will vary according to the child's age. Generally speaking, how easy or difficult have each of the following periods been in your personal experience with your own children?

THE FATHER'S ROLE



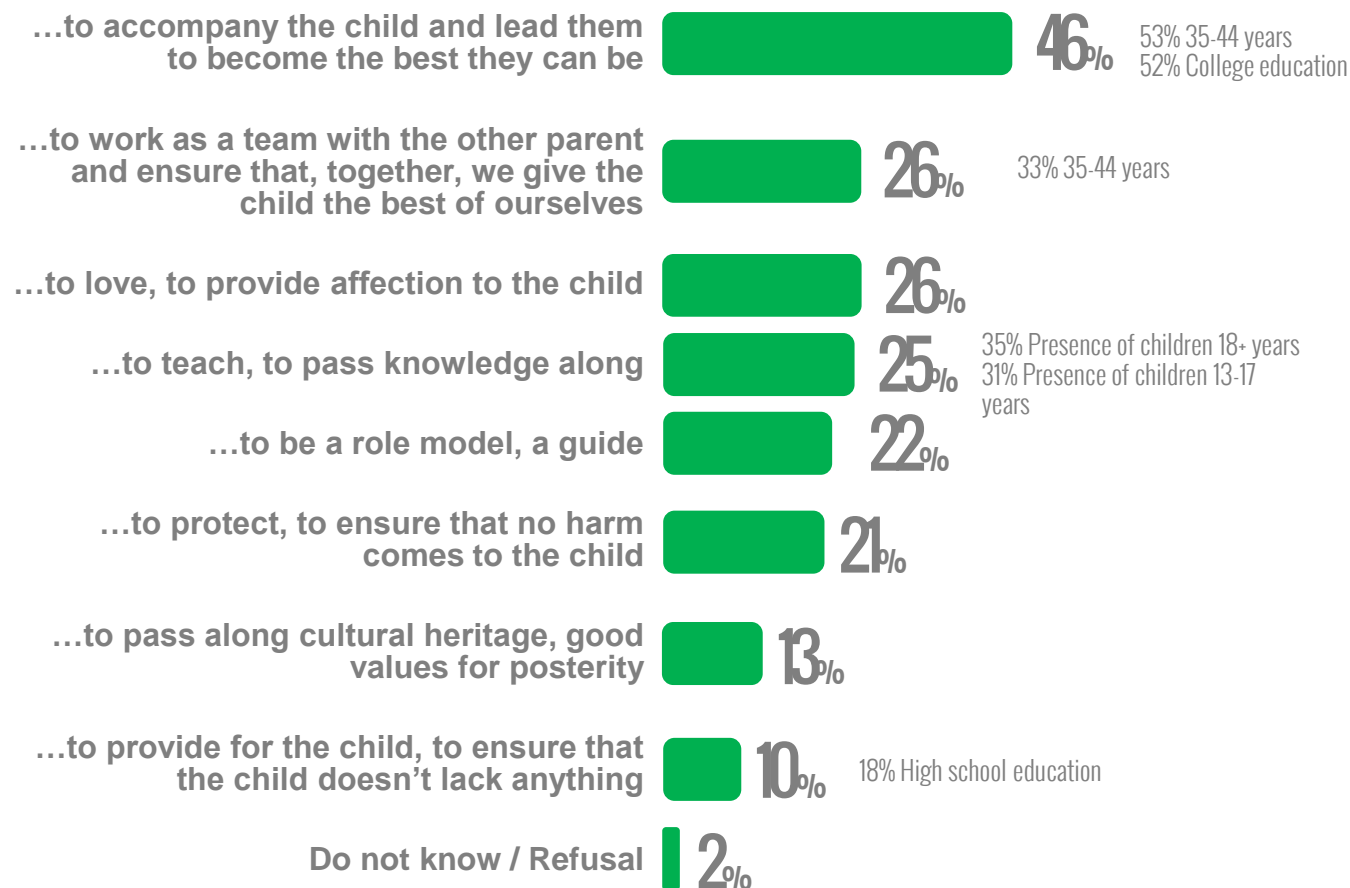
Raising and passing on

Q19. Roles that best define fatherhood, Total, n=400



THE FATHER'S ROLE

Roles and aspects of satisfaction that best define fatherhood



Though the following results testify to the many roles that come with being a father, supporting a child with the goal of making them the best that they can be is the clearest motivator, and by far the most important role.

Working with the other parent to provide the children with the best of their parental selves, loving children, and sharing knowledge are all on the distant second rung among the most important aspects of fatherhood.

As with the factors for parental satisfaction, these results may indicate that fathers are motivated more by results than by the process itself.

Q19. Fatherhood can mean different things to different people. Which of the following options most closely correspond to your personal definition of fatherhood?

Being a father means... (2 answers possible)

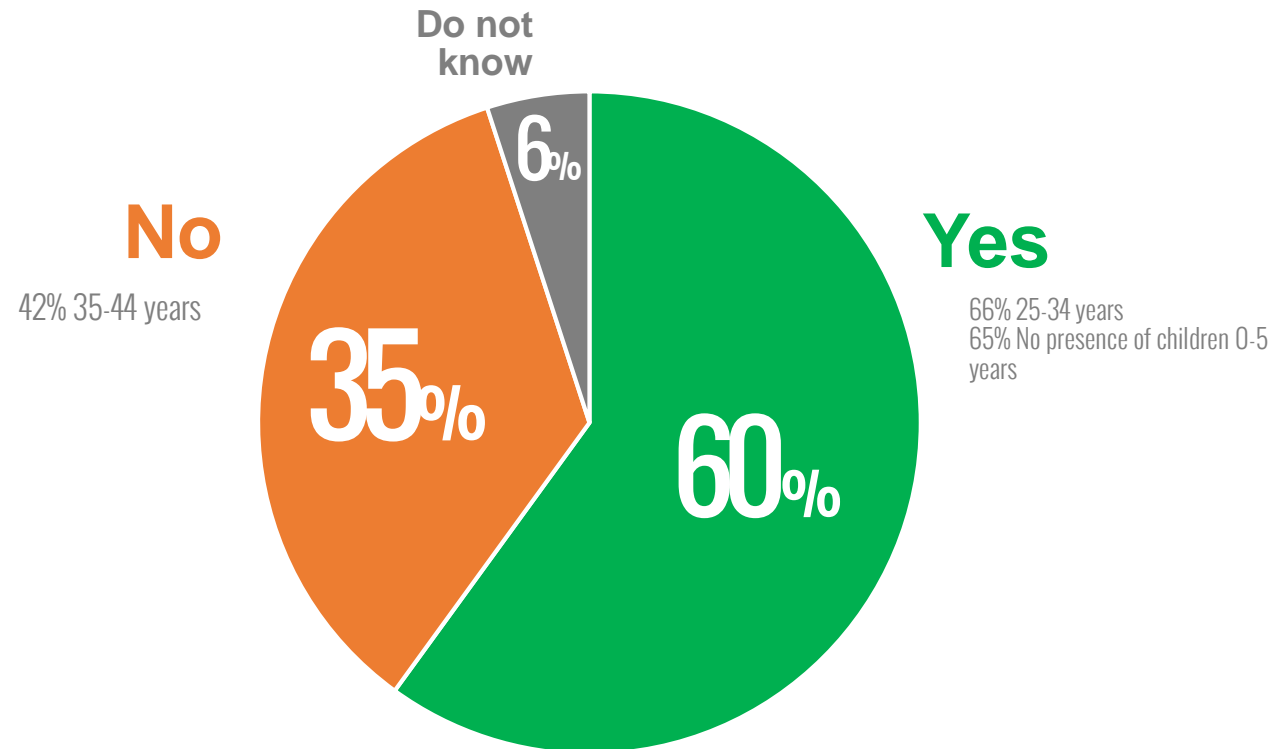
Not every father feels valued

Q20. Perceived value of a father's role vs. a mother's role, Total, n=400



THE FATHER'S ROLE

Is a father's involvement as valued as a mother's involvement?



Three fathers out of five believe that their parental involvement is generally as valued as that of the mother.

There may be evidence that this balance worsens to some extent at a certain age, as 42% of fathers aged 35-44 tend to disagree, and 66% of fathers aged 25-34 feel just as valued as their children's mothers.

Children giving back

Q21. Other people's perception of the value of fatherhood, Total, n=400




THE FATHER'S ROLE

	1	2	3	4	5	DNK / NA / Refusal	Average
Your children	0%	4%	13%	36%	43%	5%	4.2
Your entourage (family, friends, acquaintances)	1%	2%	20%	40%	32%	6%	4.1
Teachers	1%	3%	18%	33%	29%	16%	4.0
The other parent	3%	5%	22%	29%	33%	9%	3.9
Daycare / CPE educators	2%	7%	18%	31%	23%	20%	3.8
Healthcare professionals and psychosocial workers	1%	6%	21%	36%	20%	16%	3.8
Your employer	5%	6%	23%	31%	18%	17%	3.6

Children are the most important source of validation for the roles played by their own fathers, closely followed by the father's entourage. Even teachers appear on a higher level than the other parent.

Educators and healthcare professionals also trail behind the other parent when it comes to validating the father's role.

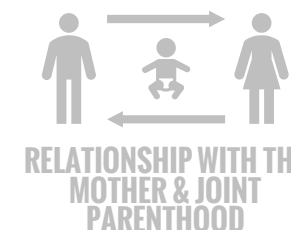
Q21. Using a scale from 1 to 5, where 5 signifies "very much" and 1 signifies "not at all", with intermediate ratings on the scale for a more nuanced opinion, how validated do you feel in your role as a father by...?



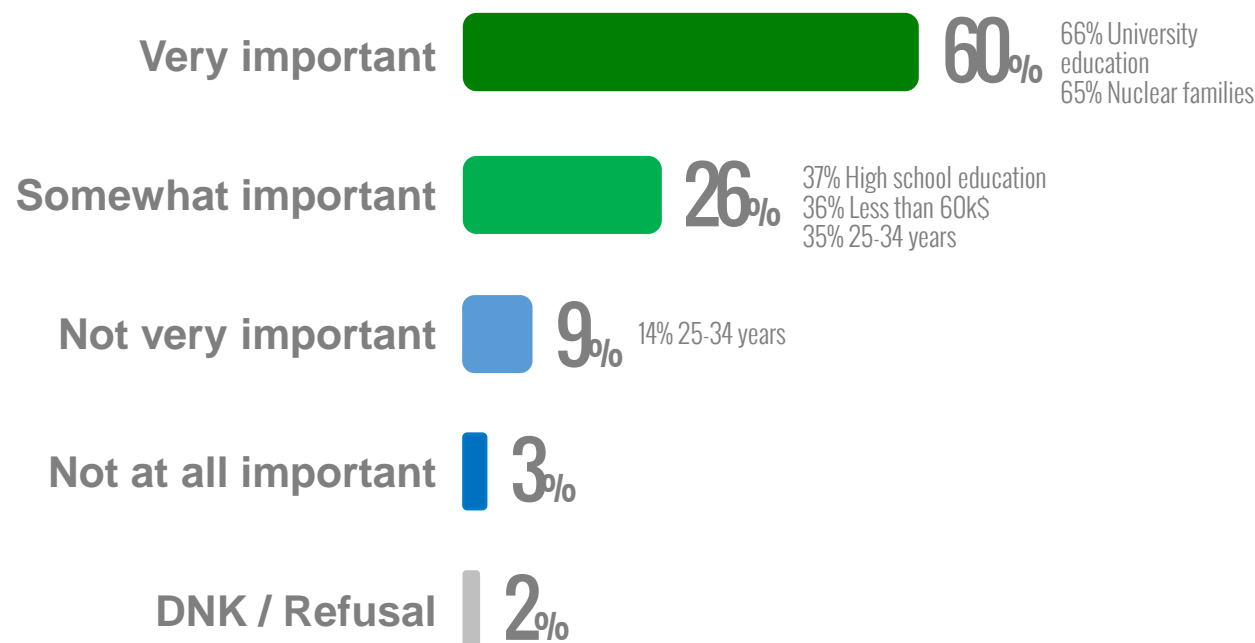
**RELATIONSHIP WITH THE MOTHER &
JOINT PARENTHOOD**

Obviously important

Q22. Importance of teamwork with the other parent or current partner for the benefit of the child, Total, n=400



The importance of collaborating with the other parent to care for and ensure the well-being of children?



For a significant majority of fathers (86%), collaboration with the other parent in caring for a child is seen as an important condition for the child's development and well-being.

What's more, 3 out of 5 fathers perceive this to be "very important". This is even more true in nuclear families (65%) and among fathers with university educations. Conversely, it is only "somewhat important" among fathers aged 25-34, those earning less than 60k\$, and those with high school degrees as their highest diploma. 25-34 year old fathers are also somewhat more likely to claim that it is "not very important".

[Conditional amendments]

A. Since you claim to be living in a stepfamily unit alongside a partner with whom you have had children, please answer based on your current partner.

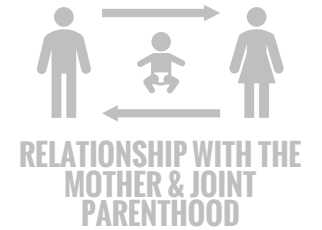
B. Since you claim to be living in a stepfamily unit alongside a partner with whom you have not had children, please answer based on the other partner who is the parent to your child.

C. Since you claim to be living in a single-parent family, please answer based on the other partner who is the parent to your child.

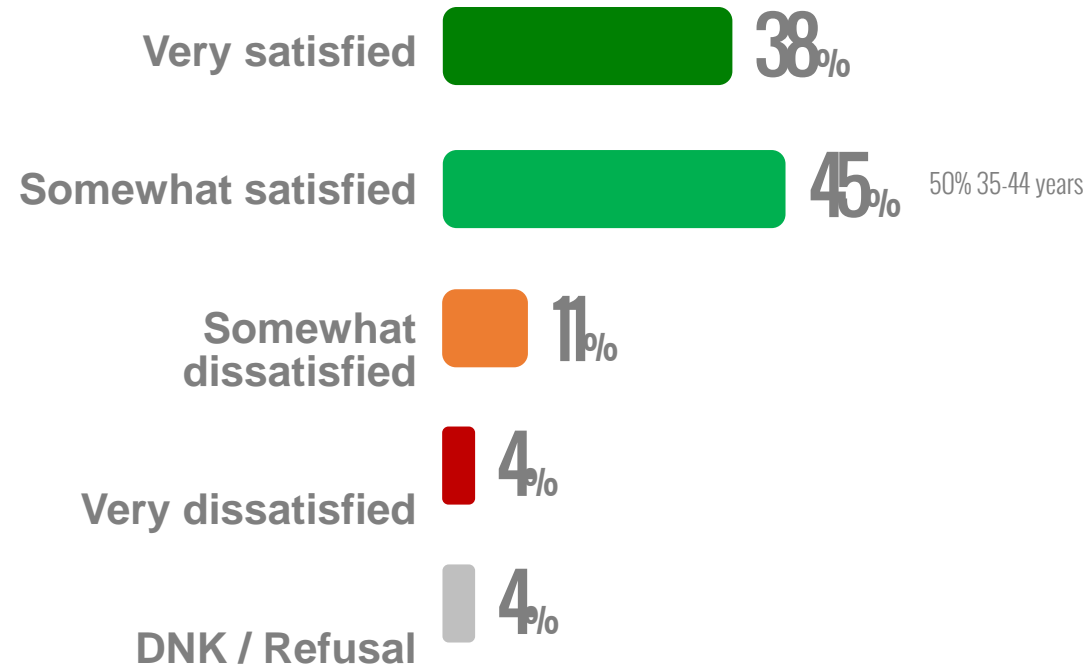
Q22. How important is it for you to form a good team with the other parent when co-planning and managing child healthcare, education, leisure activities, parental responsibilities, domestic tasks, etc.?

High-level teamwork

Q23. Level of satisfaction with the quality of collaboration with the other parent, Total, n=400



How satisfied are you with the quality of collaboration with the other parent?

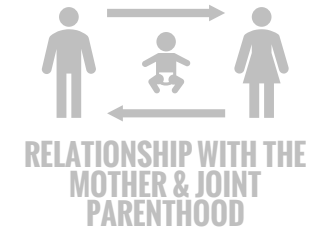


Although overall gratification derived from the quality of collaboration with the other parent is broadly satisfying by most accounts (83%), it does not attain the level of significance ascribed to it by fathers (see the previous page).

Q23. How satisfied are you with the quality of collaboration with the other parent with regard to these questions?
(Co-planning and managing child healthcare, education, leisure activities, parental responsibilities, domestic chores, etc.?)

More confident than criticized

Q24. Perception of the validation of fatherhood with regard to certain specific aspects, Total, n=400



	Always	Often	Sometimes	Rarely	Never	DNK / Refusal
I consider myself to be just as competent as the other parent	41% 47% 45-54 years 46% University education	38%	14% 24% Insufficient income	4%	1%	3%
The other parent encourages me and reassures me in my role as a father	24%	29%	24%	11% 18% 24-34 years	8% 22% Stepfamilies	4%
I get along with the other parent when it comes to the way that we intervene with our children	23% 31% No son 30% High school education 28% 45-54 years 28% 25-34 years	46% 54% 35-44 years old 52% Presence of children 0-5 years	23% 30% Less than 60k\$ 34% Presence of children 18+ years	5%	1%	3%
The other parent is critical of me in my role as a father	12% 21% Presence of children 18+ years 18% Presence of children 13-17 years	20% 28% 25-34 years	24%	25% 33% Presence of children 0-5 years	15%	5%

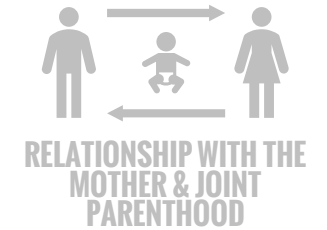
Though the feeling of equal competence between the father and mother does not pose any real problem, there appear to be certain gaps when it comes to the other parent's encouragement relative to the father's role and the ideal approach in dealing with their children.

Besides, approximately one father out of three claims to be criticized "often" or "always" by the other parent in their role as a father. This appears to be even more prominent among fathers of children aged 13-17 and 18+ years.

Q24. Here are a few statements about shared responsibility and perceived support between yourself and your child's other parent. For each of these statements, please specify how frequently you have felt that way during the last 12 months.

Not usually an issue

Q25. Resemblance to the other parent in terms of parental thought patterns and behaviours, Total, n=400



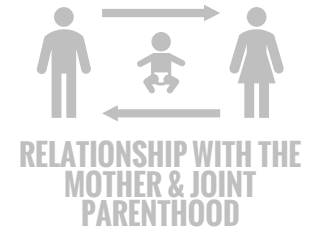
	Very similar	Somewhat similar	Somewhat different	Very different	DNK / Refusal
Providing children with love and affection	42%	39%	14%	4%	2%
Educating children	38%	45%	11%	3%	2%
Providing children with daily care	33%	48%	14%	2%	4%
Playing, performing activities with children	30%	41%	23%	3%	2%
Organizing family life (scheduling, organising chores, activities, etc..)	28%	43%	21%	6%	3%
Finding solutions, knowing how to act in particular situations	28%	48%	16%	5%	3%
Disciplining, punishing children	23%	43%	22%	9%	3%

Surveyed fathers generally estimate that their way of thinking and behaving is at least somewhat similar to that of the other parent. This is particularly true when it comes to providing the children with love, with education, and taking care of children on a daily basis.

Fathers also think that they differ in their handling of matters when it comes to organizing family life, disciplining children, and doing activities with them.

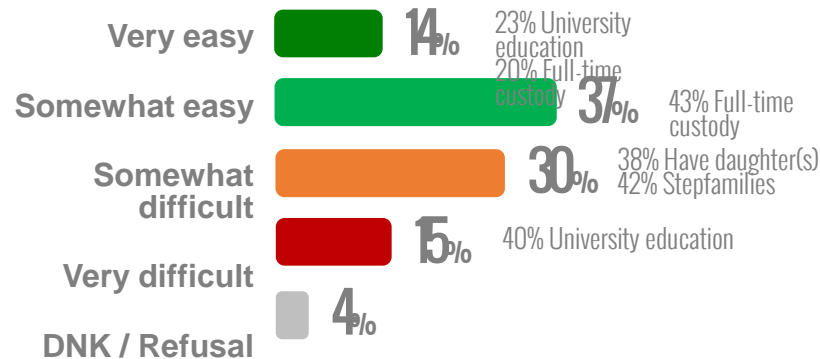
Moving on

Q26-27. Quality of the relationship with the other parent and former partner, separated parents, n=89

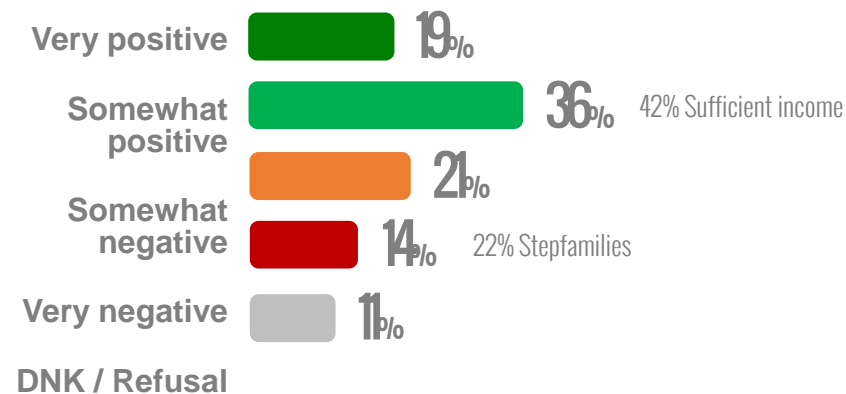


Positive relationship with the former partner?

How was the process of separation?



How is the current relationship with the other parent?




A little less than half of the surveyed fathers report that the separation process was either somewhat or very difficult. It appears that most of those who may have experienced a more difficult separation process have been able to put their disagreements aside for the well-being of their children. More than half of respondents claim that their current relationship with the other parent is at least "somewhat positive" (55%).

That said, for at least one father out of five, the current relationship with the other parent is still seen as "somewhat negative" or "very negative" (35%). It is also worth noting that fathers who are currently in stepfamily situations were overrepresented among those judging either the process or the current relationship to be negative.

Q26. Earlier, you claimed to be living in a stepfamily or single-parent family unit. Would you say that the process of separation was...?

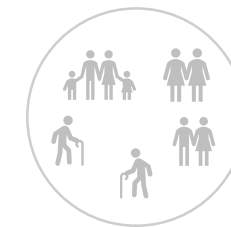
Q27. How would you qualify your current relationship with your former partner?

THE NATURAL SUPPORT NETWORK



A very decent support system

Q28. Perception of the availability of the natural support network, Total, n=400



THE NATURAL SUPPORT NETWORK

	Often	Occasionally	Rarely	Never	DNK / Refusal
Your parents	31% 38% 25-34 years	31% 47% Single-parent family 45% Stepfamilies 44% 25-34 years	17%	16%	5%
Your in-laws	26%	28% 48% 25-34 years	21%	20% 30% Presence of children 18+ years 28% 45-54 years 27% Presence of children 13-17 years 26% No presence of children 0-5 years	4%
Other members of your family	24% 37% 25-34 years 31% Presence of children 13-17 years 29% University education	34%	26%	14%	2%
Friends	13% 26% Presence of children 18+ years 18% Presence of children 13-17 years	38%	33%	14%	3%

The majority of surveyed fathers claim to be able to rely on a natural support network, particularly from their own parents and their in-laws.

It appears as though parents of older children are somewhat more likely to benefit from greater availability of support from their entourage.

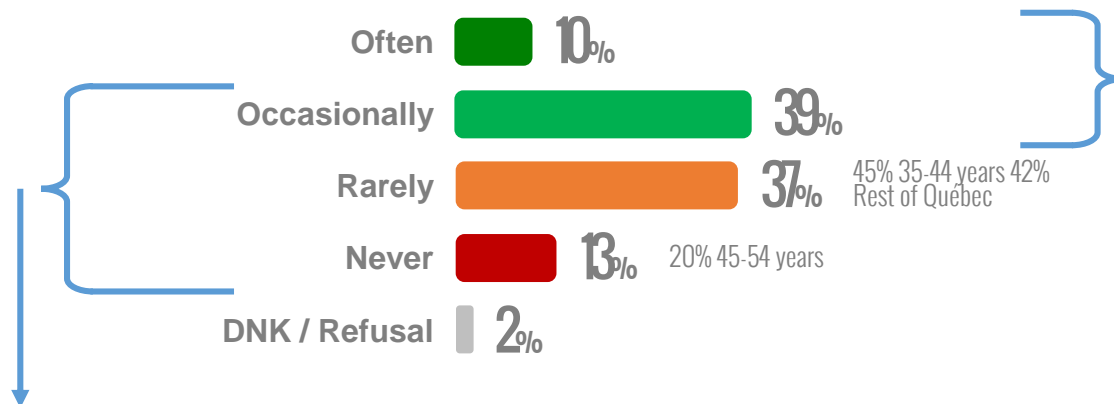
It also appears that, once a child attains a certain age, in-laws are less likely to be part of a father's natural support network.

Useful, but not too often

Q29-31. Perceived frequency, desire, and usefulness of discussions with other fathers, Total, n=various

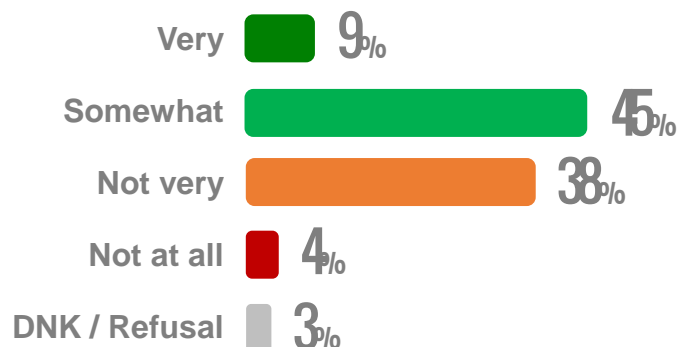


Frequency of discussions with other fathers n=400

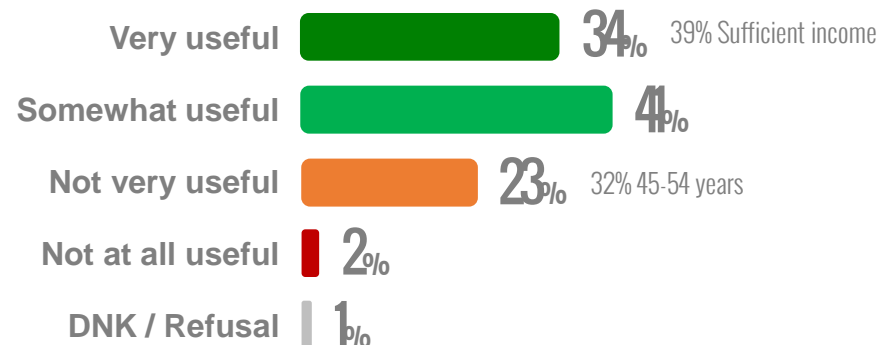


In practical terms, half of all surveyed fathers claim to either “occasionally” or “often” have discussions with other fathers, while the other half believe that they “rarely” or “never” have them. But a fair majority of fathers believe that it might be relevant to have more frequent discussions, at least somewhat more often, if not much more often (45%, 9%). What’s more, regardless of the two previous questions, three quarters of fathers consider discussions to be “quite useful” or “very useful”.

Would it be desirable to be able to do it more often?



Are these discussions...? n=194



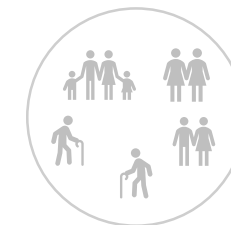
Q29. How frequently do you discuss or exchange about your parental preoccupations with other fathers from your entourage?

Q30. Would you like to be able to do it more frequently?

Q31. To what extent do you consider these discussions and exchanges with other fathers to be useful to you in your role as a father?

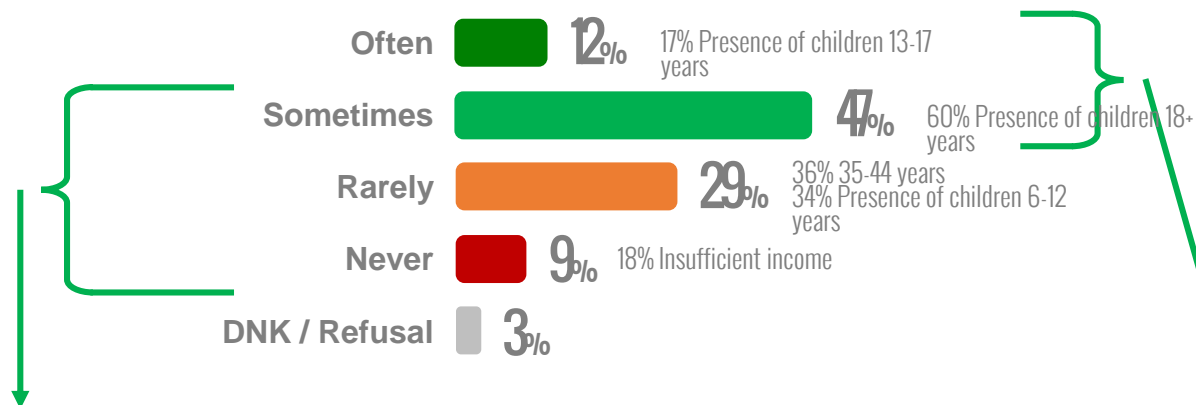
Less talk, more action?

Q32-34. Perceived frequency, desire, and usefulness of father-child activities with other fathers and their children, Total, n=various



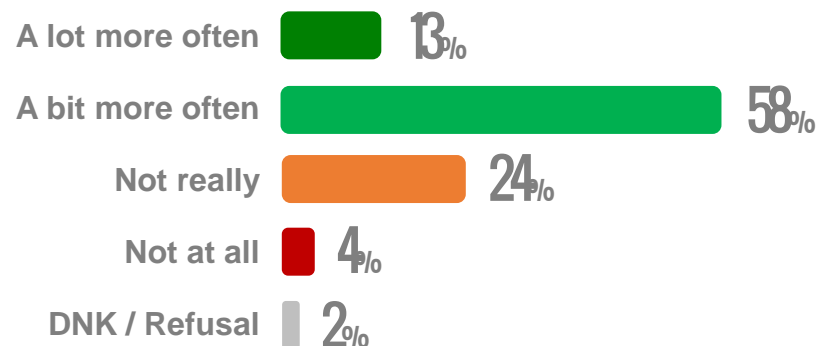
THE NATURAL SUPPORT NETWORK

Frequency of father-child activities with other fathers n=400

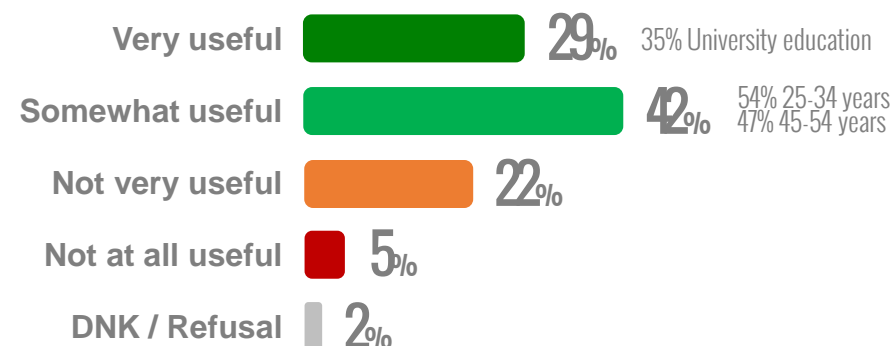


Father-child activities between fathers appear to be more frequent than mere discussions between fathers, even though the former should make it easier to engage in the latter. Nearly three quarters of fathers who do not claim to frequently engage in this type of activity would appreciate doing it at least somewhat more often.

Would it be desirable to be able to do it more often? n=211



Are these activities...? n=236



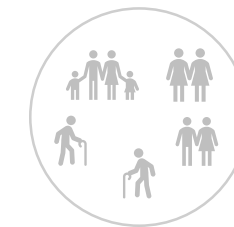
Q32. How frequently do you engage in activities with your children in the company of other fathers and their children?

Q33. Would you like to be able to do it more often?

Q34. To what extent do you consider these father-child activities in the company of other fathers and their children to be useful to you in your role as a father?

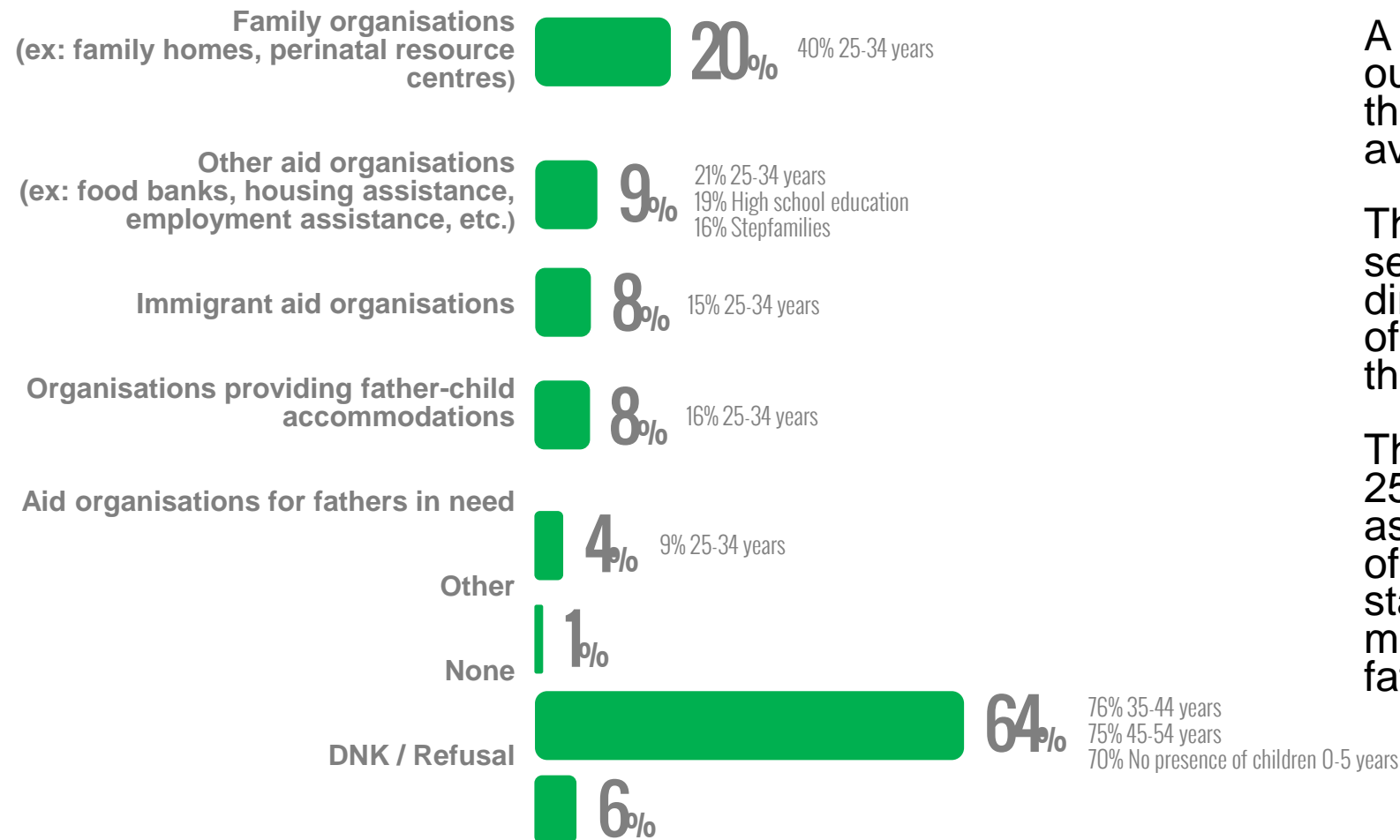
No need for or lack of awareness?

Q35. Past use of community services for families and parents, Total, n=400



THE NATURAL SUPPORT NETWORK

Past use of community services



A little fewer than two fathers out of three have used none of the community services available to them.

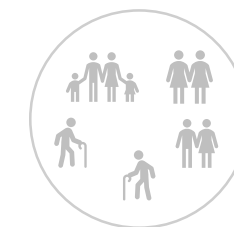
The most popular among these services are the organizations directly linked to families (20% of surveyed fathers have used them).

That said, younger fathers aged 25-34 are, in most cases, twice as likely to have used each one of those services. At a certain stage, those services become more marginally used by all fathers.

They wouldn't refuse

Q36. Perceived necessity of various factors for an improved parental experience, Total, n=400

1/2



THE NATURAL SUPPORT NETWORK

	1	2	3	4	5	DNK / Refusal	Average	
More information about activities and games that can be played with children	8%	9%	26%	37%	17%	4%	3,5	3,9 25-34 years 3,7 Presence of children 0-5 years 3,7 Less than 60k\$
Support and aid during particular situations	8%	11%	28%	33%	15%	5%	3,4	3,7 25-34 years 3,7 Less than 60k\$ 3,6 Insufficient income
More information about child education	8%	12%	32%	31%	14%	4%	3,3	3,6 25-34 years
More information about paternity, a father's parental practices	10%	10%	29%	32%	14%	5%	3,3	3,8 25-34 years 3,6 Less than 60k\$ 3,5 Presence of children 0-5 years
More information about couple relationships	12%	15%	24%	30%	15%	5%	3,2	3,6 25-34 years
Support resources for parents and families in general	12%	15%	27%	29%	13%	5%	3,2	3,6 25-34 years 3,4 Less than 60k\$

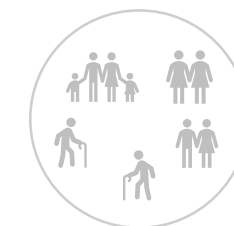
Among those elements that fathers claim to have a greater need of, we note that information about their children, father-child matters, and the couple relationship emerge at the top, along with access to assistance with specific situations.

Q36. To ensure that your parental experience will be as satisfying as possible, to what extent would you need the following elements?

Some would take it

Q36. Perceived necessity of various factors for an improved parental experience, Total, n=400

2/2



THE NATURAL SUPPORT NETWORK

	1	2	3	4	5	DNK / NA / Refusal	Average	
Obtaining more information about childcare	13%	13%	31%	25%	14%	5%	3,2	3,7 25-34 years 3,4 Less than 60k\$
Meeting and discussing with other fathers	9%	16%	32%	27%	10%	7%	3,1	3,6 25-34 years 3,4 Less than 60k\$ 3,3 Presence of children 0-5 years
Meeting with other fathers, engaging in activities with other fathers	13%	15%	29%	26%	12%	5%	3,1	3,7 25-34 years 3,4 Less than 60k\$
Being directed toward specific aid resources for fathers	14%	15%	27%	27%	12%	5%	3,1	3,5 25-34 years 3,4 Less than 60k\$
Obtaining more information about legal aspects (ex: separation, custody, alimony, access rights, etc.)	22%	13%	22%	22%	17%	5%	3,0	3,5 Stepfamilies 3,4 25-34 years 3,4 Less than 60k\$
First-hand accounts from other fathers	15%	20%	29%	22%	11%	5%	2,9	3,4 25-34 years 3,1 No daughter

There is a somewhat lesser interest in being directed to other types of resources such as direct help or legal aid. Exchanging and discussing with other fathers, as well as hearing testimonials from them, also elicits a lower level of interest. Overall, younger fathers have a much higher interest in virtually all types of proposed elements and resources.



A PATERNITY PLATFORM

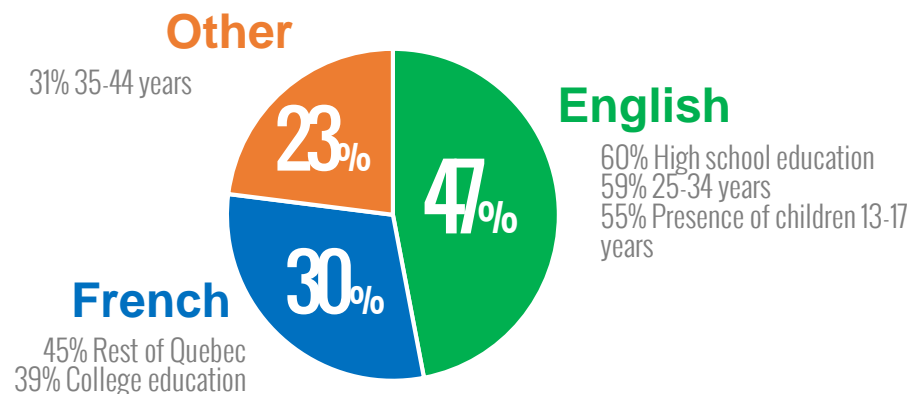
Father tongue?

Q37-38. Mother tongue and country of birth, Total, n=400

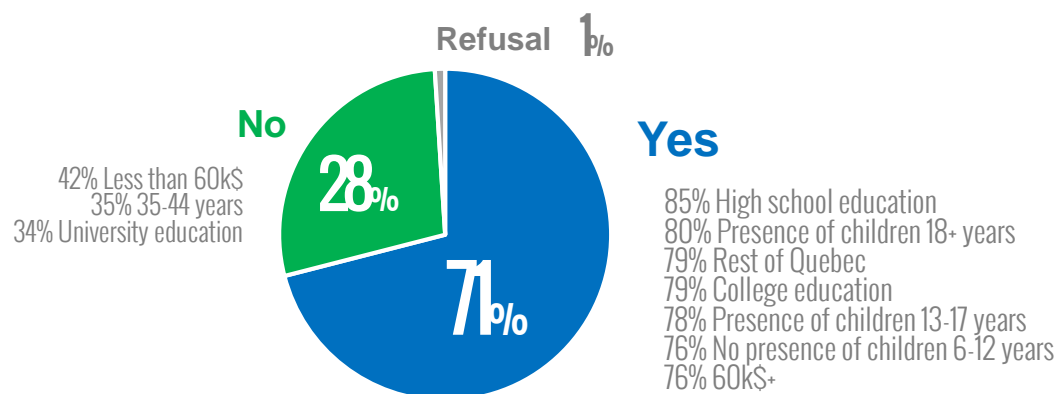


A PATERNITY PLATFORM

First language that is still understood?



Born in Canada?



The actual first language is fairly varied among our English-language-favouring survey respondents. It appears as though somewhat less than half of them actually consider English to be their first language that is still understood. Those with a household income below 60k\$ are far more likely to have been born abroad, probably indicating a need for more dedicated resources meant for immigrant fathers.

Q37. What is the first language that you learned and that you can still speak today?

Q38. Were you born in Canada?

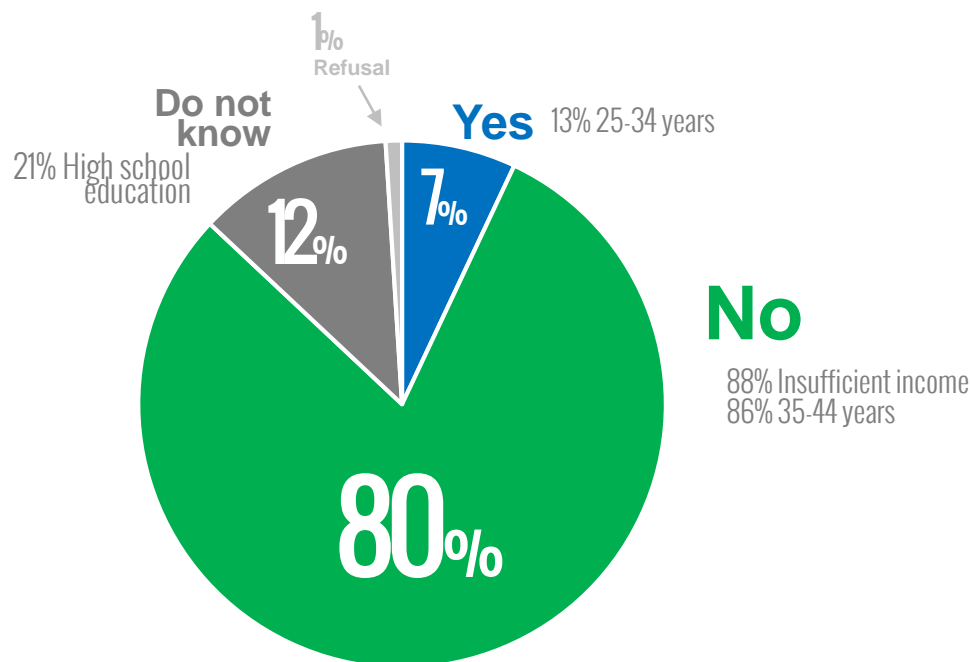
It it already exists, it's not known

Q39. Unaided awareness of media platforms specifically directed at fathers, Total, n=400



A PATERNITY PLATFORM

Media and programs specifically directed at fathers?



For the time being, media platforms (traditional or otherwise, across all types of support), are virtually unknown to fathers. Only 7% of surveyed fathers are even able to say that they know of some such platforms, though without necessarily being able to name them. In other words, the supply of that type of platform, if there are any, is non-existent.

Room for improvement

Q40. Level of agreement with various statements,
Completely + Somewhat agree, n=various



A PATERNITY PLATFORM

I would appreciate it if men could be encouraged to feel more assertive about their role as fathers

n=400

76%
82% College education

Public services provided to children and parents (for example, CLSC, hospital, medical clinic, school, daycare service, etc.), fail to sufficiently account for the realities unique to Anglophone fathers

English as first language
n=187

74%

I would be interested in reading more about parenthood and family if it was directed more toward fathers

n=400

66%
74% 25-34 years
73% Presence of children 0-5 years
72% University education

Information about parenthood and family always caters to mothers but not to fathers

n=400

64%
70% Presence of children 0-5 years

There are very few role models for fathers in the media with which I identify, or to which I relate

n=341

62%

Public services provided to children and parents (for example, CLSC, hospital, medical clinic, school, daycare service, etc.), convey an impression that fathers are either unimportant or incompetent

n=400

54%
66% 25-34 years
65% Presence of children 18+ years

Public services provided to children and parents (for example, CLSC, hospital, medical clinic, school, daycare service, etc.), fail to sufficiently account for the realities unique to immigrant fathers

Nés hors-Canada
n=111

53%

A need clearly exists for greater recognition and father-mother equality relating to multiple factors.

The most agreed-upon statement is that men should be much more encouraged to assert themselves in their fatherhood role. Nearly two thirds among them also think that information about parenthood is delivered in a manner that is mostly interesting to mothers, and 6 fathers out of 10 believe that there are a very few fatherhood role models among public figures.

Also important is the fact that more than half of all fathers are left feeling that public services convey the impression that fathers are unimportant and incompetent.

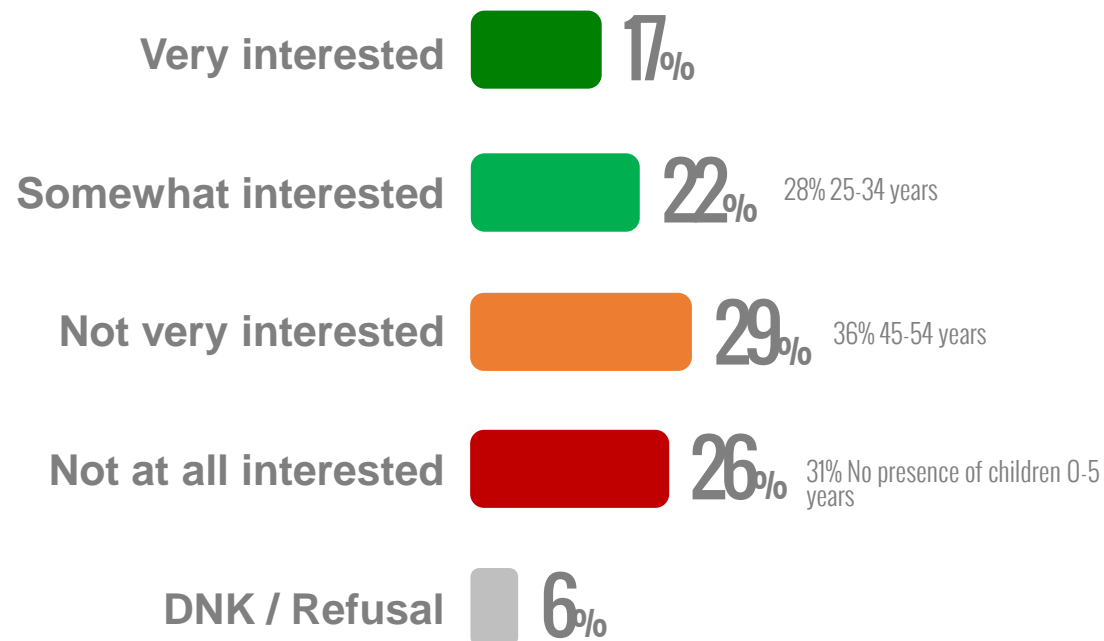
Mobile fatherhood?

Q41. Interest in a new mobile application meant exclusively for fathers, Total, n=400



A PATERNITY PLATFORM

Interest in a mobile application



Two fathers out of five express an interest in a mobile app dedicated to fathers.

Given the vague nature of the proposed app, the fact that the degree of interest is somewhat limited, and considering that no visual elements or *branding* were presented, this low score does not, in and of itself, demonstrate that the proposition lacks potential, but is instead evidence that the offer needs to be more clearly defined if it is expected to find its public.

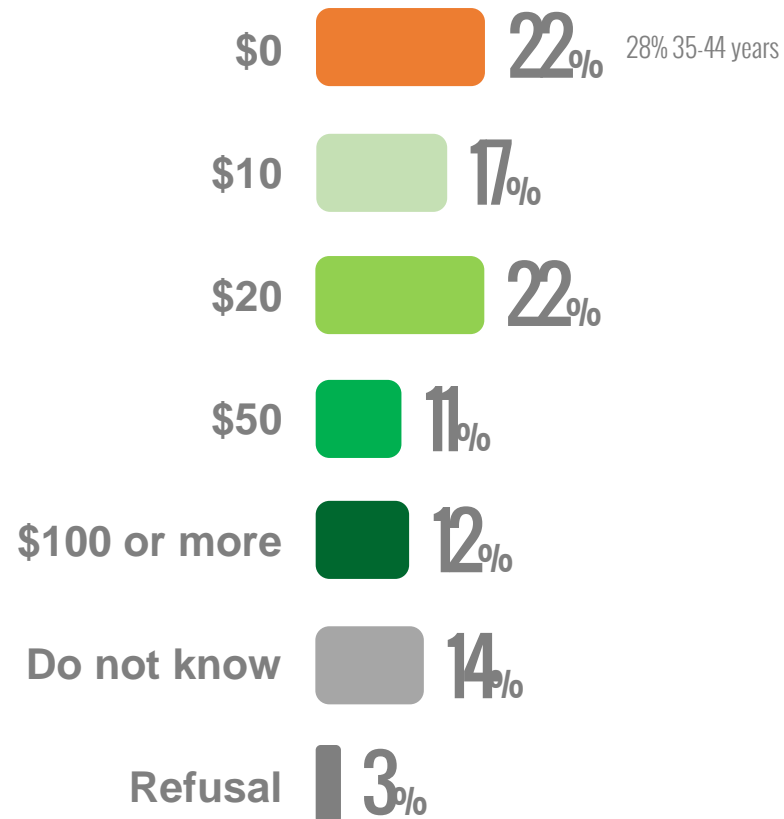
A worthwhile low investment

Q42. Level of interest in contributing financially to a mobile app, Interested in the app and undecided, n=155



A PATERNITY PLATFORM

Interest in spending money on a mobile app



Spontaneously, the majority of those interested in such a general app proposition would actually be willing to pay at least a certain amount of money for it.

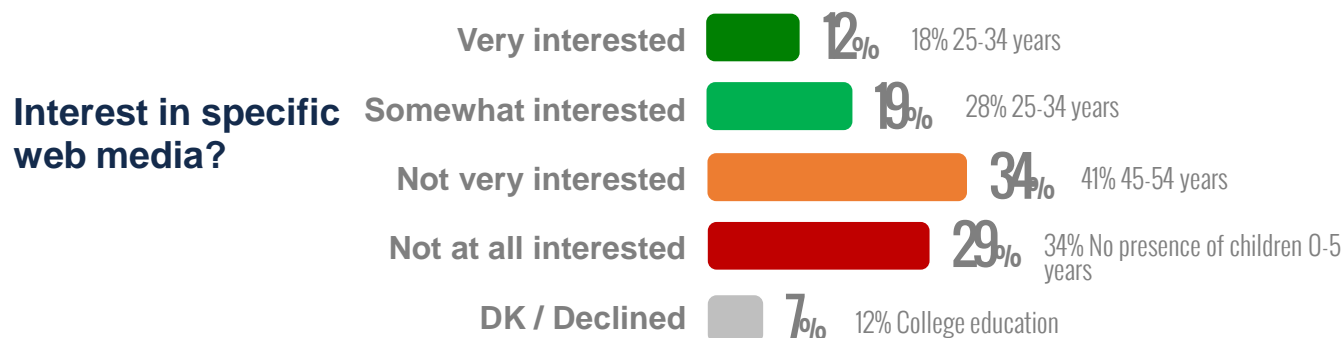
Mobile as a safer bet?

Q43-44. Interest in web media and a Facebook page specifically dedicated to fathers, Total, n=400



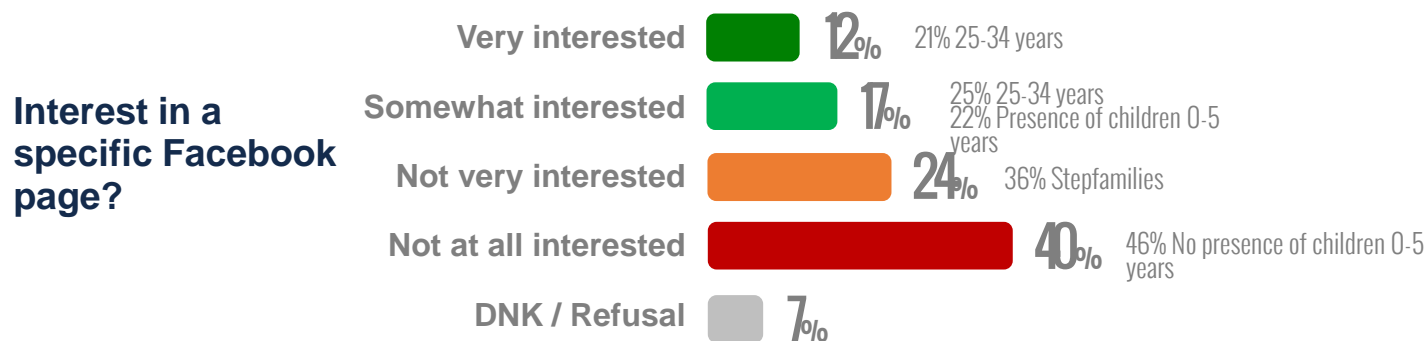
A PATERNITY PLATFORM

Interest in new Web media?



Interest in a dedicated digital platform is similar, if a bit lower, regardless of type.

However, younger fathers are significantly more interested in any type of platform, be it a website, a Facebook page, or any other digital support.



Q43. If you were offered web media intended specifically for fathers, with articles, blogs and other content relating to paternity and family, in a tone and style adapted to fathers, would you be interested in subscribing to that media?

Q44. If you were offered a Facebook page intended specifically for fathers, with content relating to paternity and family, in a tone and style adapted to fathers, would you be interested in subscribing to that Facebook page?

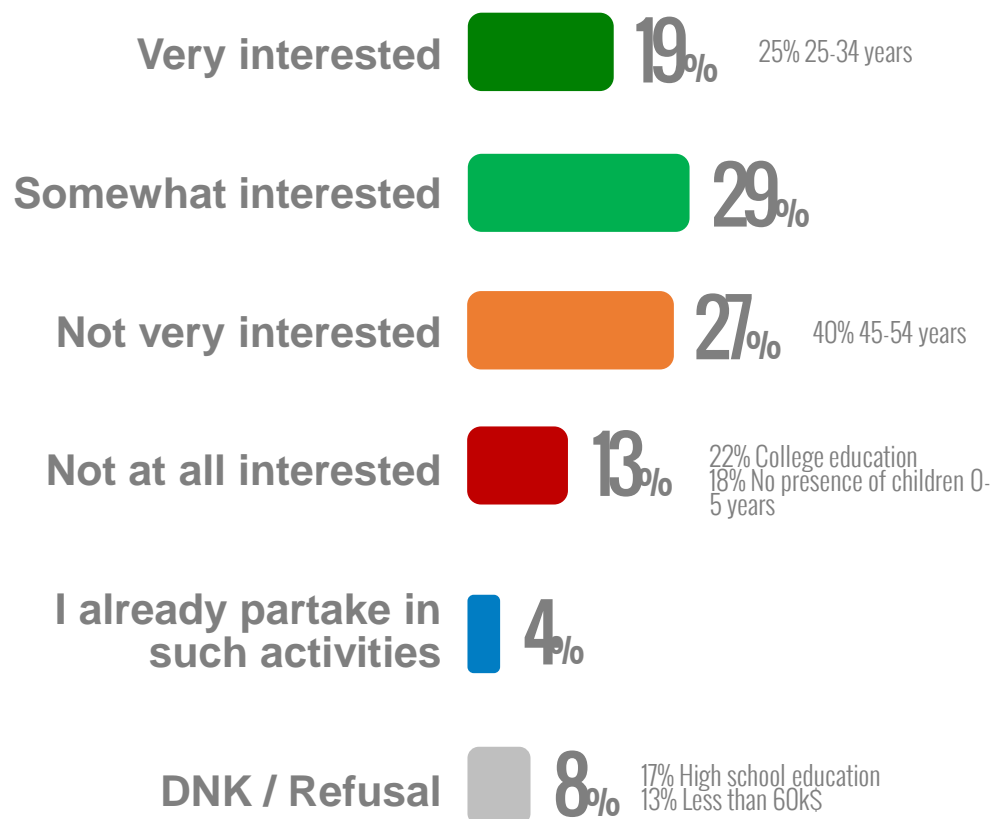
Some interest in contributing

Q45. Level of interest in getting involved in activities or causes about children, Total, n=400



A PATERNITY PLATFORM

Interest in volunteer paternal involvement



Nearly half of the surveyed fathers expressed interest in getting involved in activities or causes that relate to their children (48%).

However, expressing an interest in volunteering in the context of a survey does not guarantee that those intentions will be converted into actual observable behaviour.

Younger fathers showed a somewhat greater interest in getting involved in those activities.

Q45. Should you be provided with the opportunity, would you be interested in getting involved in activities or causes that relate to your children?

(For example: become part of the school's parental committee, join the administrative board for your child's daycare, volunteer for leisure or sports activities, etc.)

SOCIO-DEMOGRAPHIC PORTRAIT



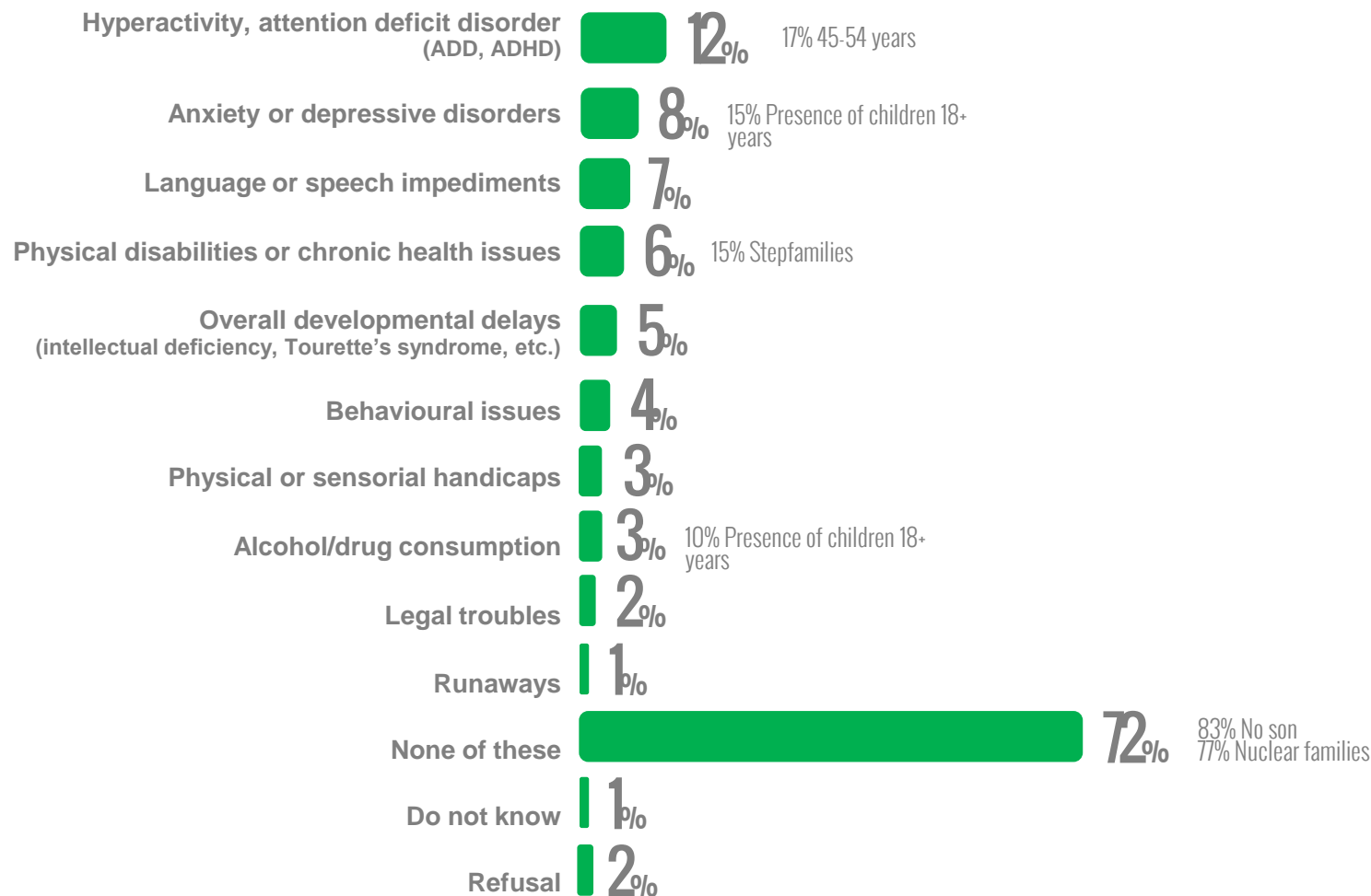
To each their own, if any

Q46. Past or current issues with their own children, Total, n=400



SOCIO-DEMOGRAPHIC
PORTRAIT

Have your children suffered at any point from any of the following problems?



Somewhat more than a quarter of surveyed fathers claim that at least one of their children has one or more special needs.

Dealing with it

Q51. Perceived difficulty of work-family conciliation, Workers, n=375



SOCIO-DEMOGRAPHIC
PORTRAIT

Work-family conciliation?

Very easy 15% 23% 25-34 years

Somewhat easy 45% 56% 25-34 years

Somewhat difficult 34% 45% Insufficient income
41% 35-44 years
40% Rest of Quebec

Very difficult 6% 14% Insufficient income
13% Presence of children 18+ years

DNK / Refusal 1%

Two fathers out of 5 claim to consider work-family conciliation to be somewhat difficult to deal with.

These results are significantly higher among fathers with insufficient income.

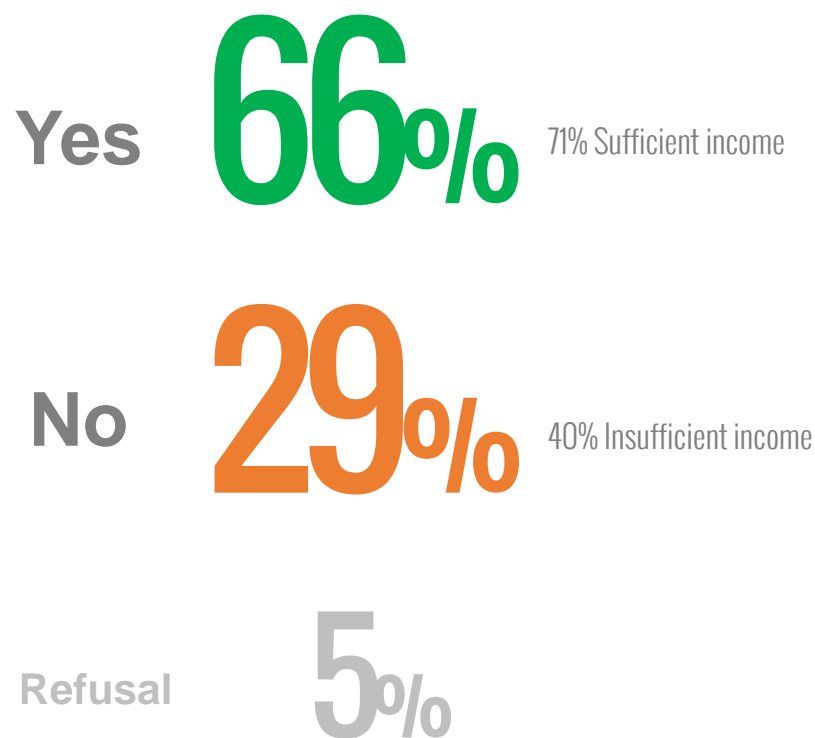
Is the workplace equal?

Q52. Perception of the equal value of fathers compared to mothers as relates to work-family conciliation, Workers, n=375



SOCIO-DEMOGRAPHIC
PORTRAIT

Is openness toward fathers regarding work-family conciliation or other matters equal to that which is shown to mothers?



Over a quarter of fathers thought that openness toward them is less than that which is shown to mothers when it comes to work-family conciliation.

Fathers with insufficient income are significantly more likely to support this idea.

Tired, occasionally absent

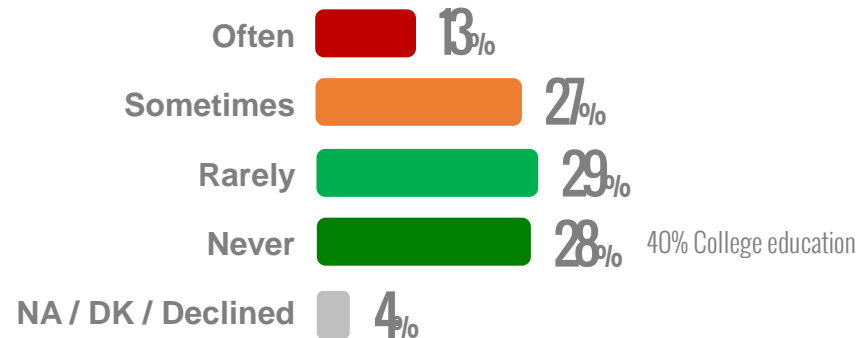
Q53-54. Frequency of work-related absence from home, and fatigue, Total, n=375



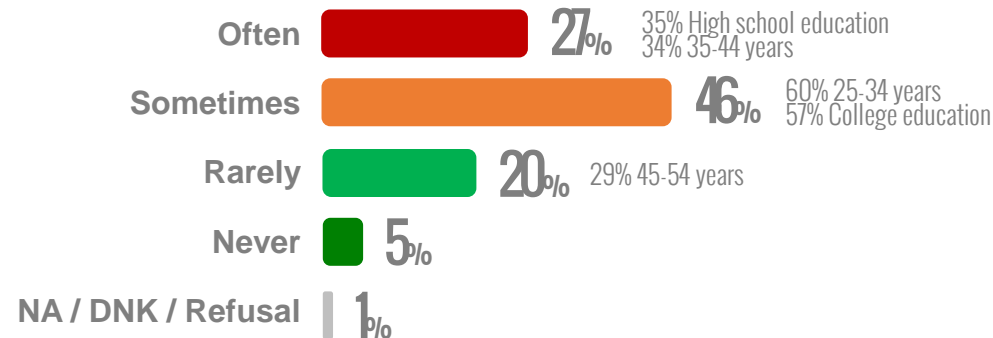
SOCIO-DEMOGRAPHIC
PORTRAIT

Work-related difficulties?

Frequency of
absence from
home for work-
related reasons?



Frequency of
work-related
fatigue?



Although most fathers claim to either rarely or never be imperatively required to be absent from home due to special workplace needs, this is not the case for 40% of them.

What's more, it is quite common, if not the rule, for fathers to feel at least occasional work-related exhaustion. Only 25% claim to rarely or never feel this way.

This fatigue is even more prominent among younger fathers.

Q53. How often do you have to be away from home for extended periods of time (at least one night away) for professional reasons?

Q54. Do you sometimes feel exhausted because of your work?

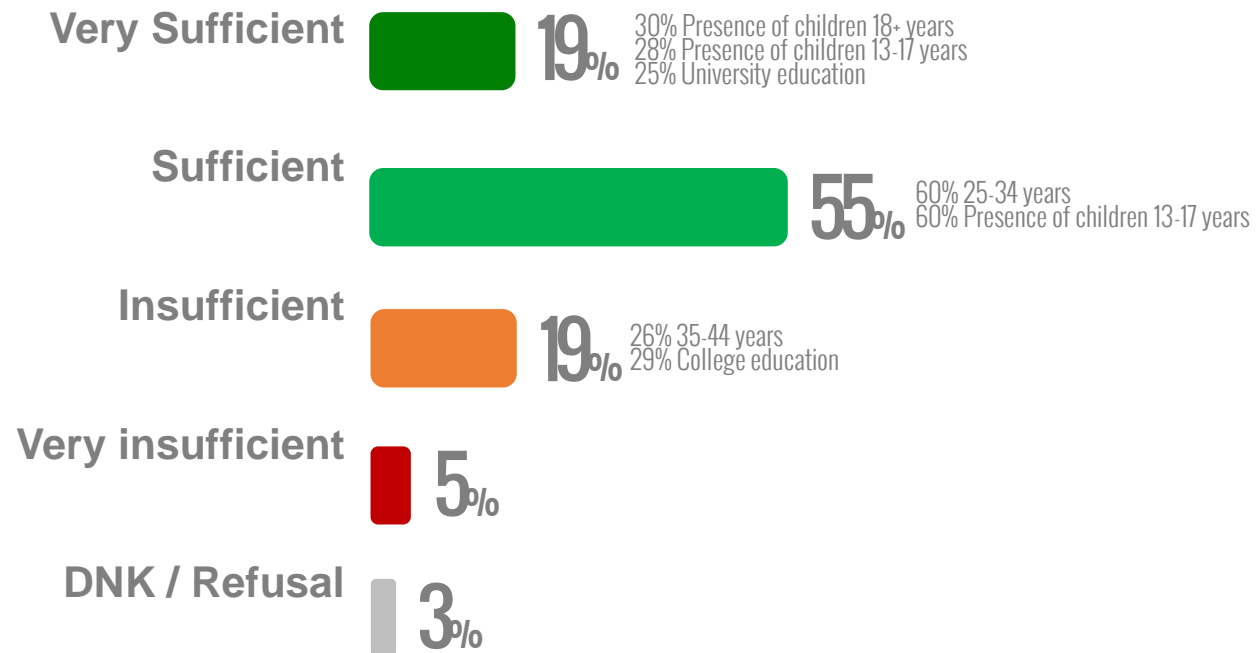
Time < Money ?

Q56. Perception of income adequacy for the family's basic needs, Total, n=400



SOCIO-DEMOGRAPHIC
PORTRAIT

Does your income sufficiently fulfill a father's financial imperatives?



A quarter of surveyed fathers estimated that their income is insufficient to cover their family's basic needs.

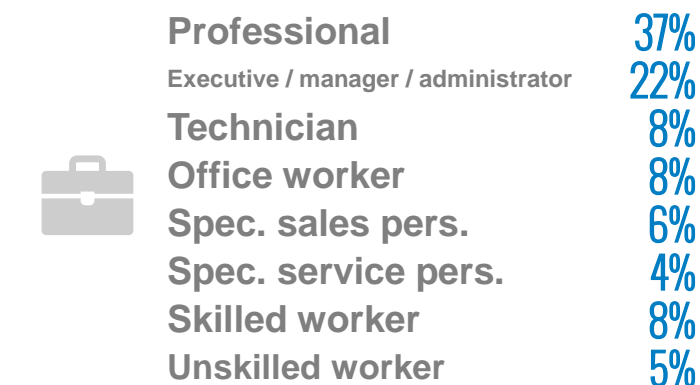
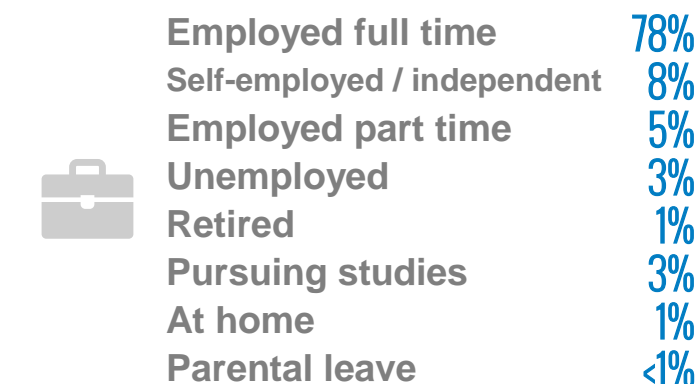
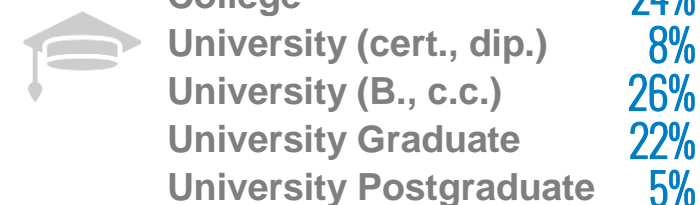
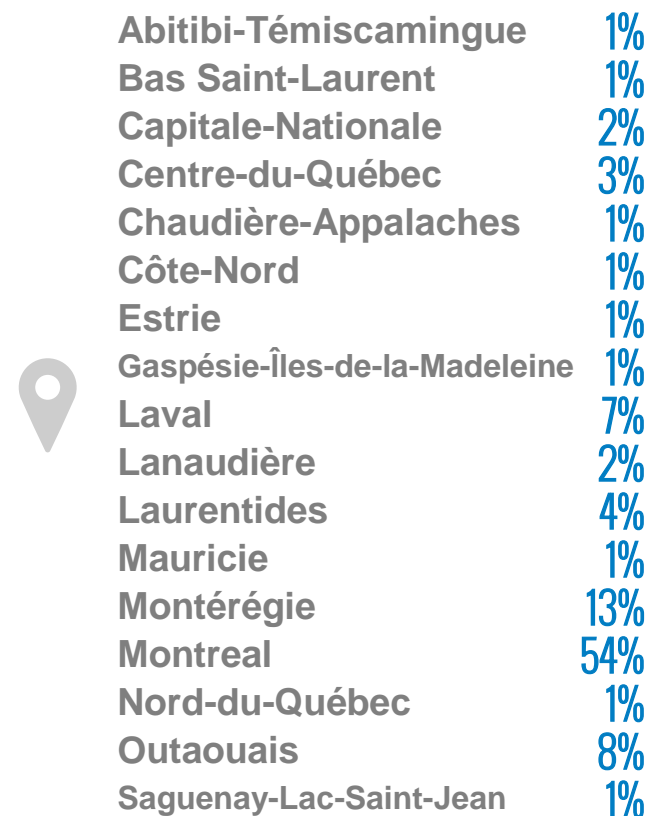

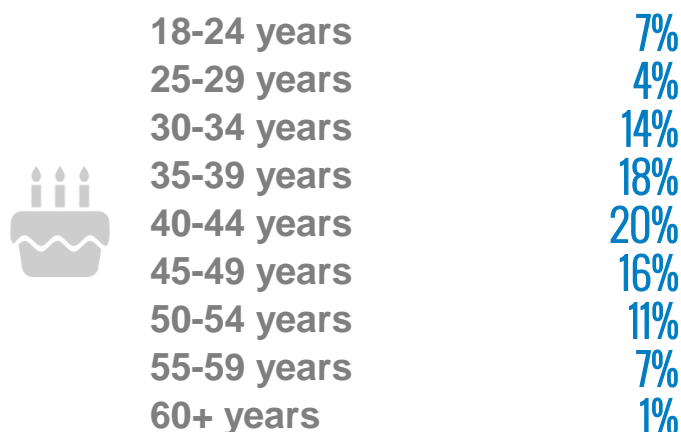
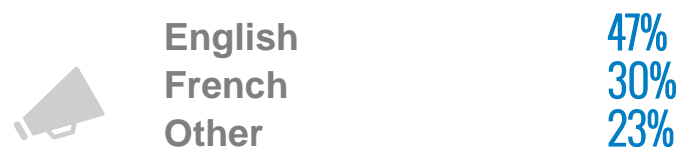
Having sufficient or more than sufficient income appears to be even more common among fathers of older children only, though the link with the fathers' age is not as clear.

A close-up, slightly angled shot of a stack of four thick books. The books have white pages that are slightly aged and show some wear at the edges. The top book has a green cover, the second has a dark cover, the third has a green cover, and the bottom one has a blue cover. A pair of glasses is resting on the top book. The word "APPENDIX" is overlaid in large, white, bold, sans-serif capital letters in the bottom right corner.

APPENDIX



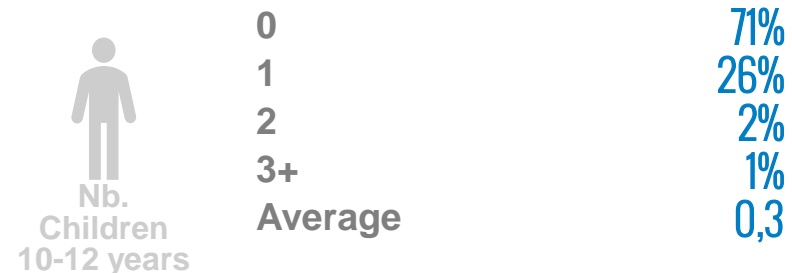
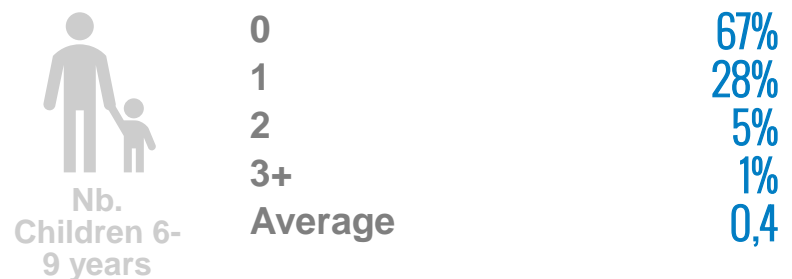
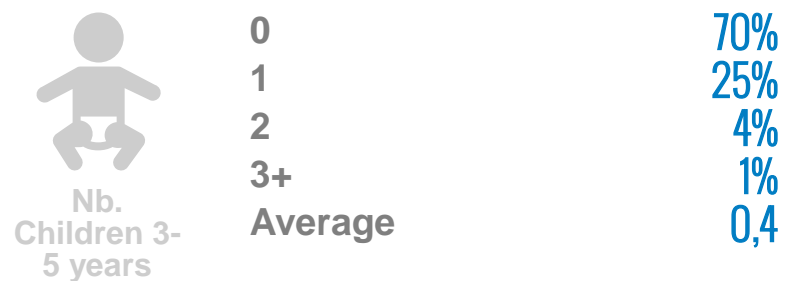

Respondent profile

Overall picture



Respondent profile

Number and ages of children



Respondent profile

Household type and composition



Type of family or household

Nuclear / intact

Stepfamily WITH children from the current union

Stepfamily WITHOUT children from the current union

Single-parent

Other

DNK / Refusal

76%

9%

4%

10%

1%

1%



Child's gender

Boy

Girl

59%

41%



Children's genders

Boys exclusively

Girls exclusively

Both boys & girls

23%

16%

61%



Partner's gender

Male

Female

3%

97%



Other parent's gender**

Male

Female

Refusal

22%

70%

8%



Type of custody*

Full time

Part time

Shared

A combination of those options

Refusal

56%

11%

21%

8%

4%

*Among those who are not part of a nuclear / intact family unit

**n = 46

STIMULATE

KNOWLEDGE

NEW IDEAS

RESULTS